



National Heritage Badge



SECONDARY
SCHOOL
UNIFORMED
GROUP

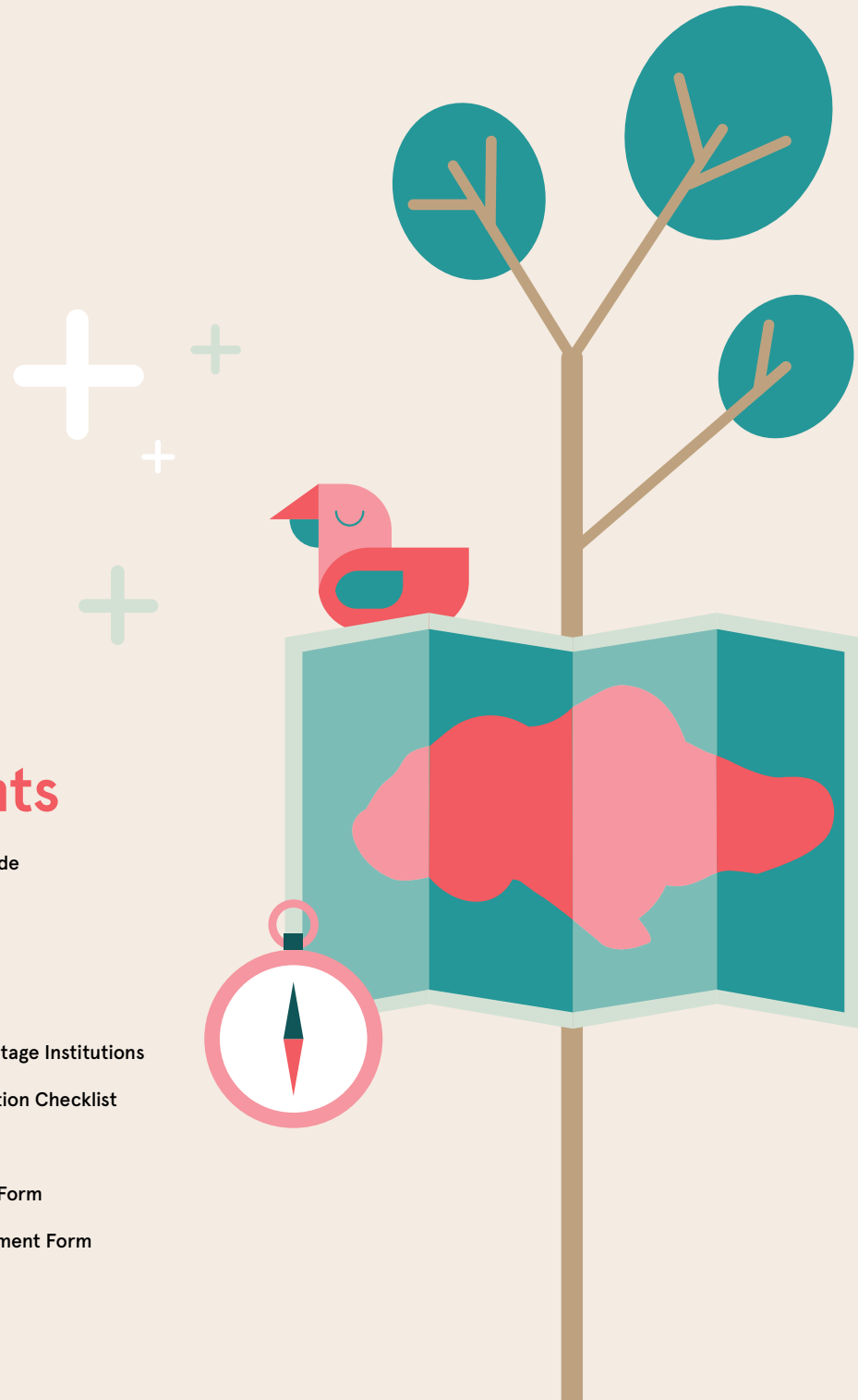


TEACHER'S &
UG HQ GUIDE



Contents

01	Information Guide
03	Lesson Plans
09	Project Types
22	Fact Sheet
24	Museums & Heritage Institutions
26	Project Verification Checklist
27	My Reflection
28	Badge Request Form
29	Badge Disbursement Form



Information Guide

WHAT IS THE NATIONAL HERITAGE BADGE?

The National Heritage Badge is a badge of distinction awarded by the National Heritage Board (NHB) to deserving students who have completed a heritage project specified by the Board.

It aims to raise students' awareness of the community and of Singapore's history. It also hopes to develop students' commitment to sharing knowledge on matters relating to heritage.

WHO IS ELIGIBLE?

It is open to secondary school students from any Uniformed Groups, namely: Boys' Brigade (BB), Girls' Brigade (GB), Girl Guides (GG), National Cadet Corps (NCC), National Civil Defence Cadet Corps (NCDCC), National Police Cadet Corps (NPCC), Red Cross Youth (RCY), St. John's Brigade (SJB) and Singapore Scout Association (SSA).

HOW DO I START?

Refer to the suggested lesson plans found on Page 4. You may wish to go through the introductory PowerPoint presentation slides which can be downloaded from NHB's website before beginning the project.

TYPES OF PROJECTS

Students may choose to embark on either individual, pair-work, group or level-wide projects listed in the booklet. The list of projects is not exhaustive.

WHEN DO STUDENTS NEED TO COMPLETE THE PROJECT?

Students can start their projects at any time but should complete it ideally within six months, or earlier. The UGs are strongly encouraged to organise a mini exhibition/sharing session afterwards to showcase students' works.

HOW DO I VERIFY THEIR PROJECTS?

The respective UG teacher in-charge will verify completion of the project using the Project Verification Checklist (Page 26) which is based on the following components: Research, Learning, Creativity, Pride in National Identity and Teamwork (if applicable). Each student must complete one Reflection Form (Page 27) and submit it at the end of his/her project.

HOW DO I REQUEST FOR BADGES?

For Teacher

Please submit the completed Badge Request Form (Page 28) along with the following documents below to UG HQ and arrange directly with UG HQ on collection of badges.

- Word or pictorial documentation of at least 2 outstanding projects
- At least 3 student's reflection forms

For UG HQ only

Please submit the Badge Disbursement Form (Page 29) with the following documents by 31 October (annually).

- Breakdown of badge attainment per school
- Outstanding project submission from schools
- Student Reflection Forms submission from schools

For request of additional badges, please allow up to 5 months for badges to be delivered to the respective UG HQ.



Lesson Plans



Lesson Plans

Here are some suggested lesson plans that you can use to introduce the topic of heritage and encourage your students to participate and attain a National Heritage Badge.

OBJECTIVES

At the end of this project, students will be able to:

- Understand various aspects of the community's and/or Singapore's history and heritage
- Explain the importance of preserving our heritage

You may wish to organise your lesson as follows:

LESSON	SUGGESTED DURATION	ACTIVITIES
PART 1	1.5 – 2 hours	<ul style="list-style-type: none"> · Introduction to Heritage and National Heritage Badge · Ideation Session
PART 2 To be conducted after students have submitted their projects	1 – 1.5 hours	<ul style="list-style-type: none"> · Post-Project Sharing Session · Reflection

PART 1 : INTRODUCTION TO HERITAGE

Lesson Preparation

- Download or pre-stream any video clip from <https://roots.sg/learn/resources/Videos>
 - Print and distribute the National Heritage Badge Student's Guide to your students
 - Book a computer lab for your students
- » Suggested video: *A Nation Remembers: Queenstown: The First Satellite Town*

This video clip documents the history of Queenstown and comprises interviews with long-time and former residents of Singapore's first satellite town. <https://roots.sg/learn/resources/Videos/a-nation-remembers-queenstown-the-first-satellite-town>

TIME	ACTIVITY	RESOURCES REQUIRED
INTRODUCTION TO HERITAGE	<ul style="list-style-type: none"> · Play the video to introduce the topic of heritage · Use the following questions provided below to facilitate a discussion: <ul style="list-style-type: none"> » What does heritage mean to you? » Why do you think it is important to know about the community's and/or Singapore's history and heritage? » How do you think individuals can contribute to preserving heritage in their own way? · Review National Heritage Badge PowerPoint slides · Distribute the National Heritage Badge Student's Guide and review the following: <ul style="list-style-type: none"> » Objectives of badge » Criteria to attaining the badge » Types of projects & examples of projects » Post-project sharing session » Project deadline (Guideline: Students should complete their projects within six months, or earlier) 	<ul style="list-style-type: none"> · A computer lab with internet access · Videos from Roots.sg · National Heritage Badge PowerPoint slides · National Heritage Badge Student's Guide
IDEATION SESSION	<ul style="list-style-type: none"> · Get students to decide on their type of project and brainstorm for ideas · Visit Roots.sg for additional avenues and activities they can explore (research, etc.) 	
CONCLUSION	<ul style="list-style-type: none"> · Teachers to reiterate the National Heritage Badge project criteria and deadline 	

PART 2: POST-PROJECT SHARING SESSION

Lesson Preparation

- Book a computer lab for your students
- Document and review projects

TIME	ACTIVITY	RESOURCES REQUIRED
INTRODUCTION	<ul style="list-style-type: none"> • Recap the National Heritage Badge project • Review objectives 	<ul style="list-style-type: none"> • Computer lab with internet access
SHARING SESSION	<ul style="list-style-type: none"> • Students to present their projects and share what they have learnt with their peers 	
CONCLUSION	<ul style="list-style-type: none"> • Students to reflect on what they have learnt • Submit reflection forms • Document projects 	<ul style="list-style-type: none"> • Reflection forms

Guiding Questions for Reflection

- How much did you know about your community and/or Singapore's heritage before you started this project?
- What are some of the things you have learnt about the community and/or Singapore's heritage?
- Why do you think it is important to know about the community and/or Singapore's history?
- Would you like to find out even more about your community and/or Singapore's history and heritage after this project? Why or why not?
- Which aspects of Singapore's heritage would you like to know more about?
- What problems did you encounter while working on this project? How did you solve them?
- What would you change if you had a chance to do this project over again?

LEARNING OUTCOMES


At the end of the project, students will be able to:

KNOWLEDGE	SKILLS	VALUES
<ul style="list-style-type: none"> • Explore identity, culture and heritage of individuals, groups and appreciate how these have changed over time • Explore what makes Singapore a nation and a home to cherish 	<ul style="list-style-type: none"> • Develop a plan to locate and collect information/data using various tools (e.g. digital/video cameras, mobile devices, web applications) • Explore ideas and consider their relevance • Make careful observations • Process information/data based on reliability and relevance • Reflect and make informed decisions based on information • Express thoughts and feelings fluently and confidently in a group • Work effectively in a variety of independent and group settings • Design and plan the presentation of their work effectively • Present their ideas and findings with clarity, persuasion and in creative ways through the use of various tools and methods (e.g. digital story, video, newsmaker) 	<ul style="list-style-type: none"> • Appreciate cultural diversity and respect multiple points of view • Recognise the beliefs that shape one's thinking • Show curiosity about the world they live in • Show care for the community and the environment • Develop a sense of belonging to one's community and country • Exercise integrity in the use of Information and Communication Technology (ICT)

Adapted from Curriculum Planning and Development Division
Ministry of Education, Social Studies Syllabus 2012



Project Types



Project Types

Choose one of the following tasks:

Task 1

HERITAGE GUIDE	INDIVIDUAL
Be a Heritage Superstar Guide and pit your public speaking skills against your teacher's as well as bring your peers on a guided tour! Attempt this challenge and help your peers learn more about heritage. Don't lose your group along the way!	To begin, choose your tour. This can be based either on your school's Heritage <u>Corner</u> or Heritage <u>Trail</u> . Next, identify 5 interesting points to share with your audience. Afterwhich, write a script and rehearse! Finally, set a date and invite your peers (or maybe even members of the public) on a guided tour.

Project Requirements and Formats

<input type="checkbox"/> To lead at least 2 guided Heritage Corner/Heritage Trail tours	<input type="checkbox"/> Photo or video documentation of the tour in progress
<input type="checkbox"/> Submit a copy of your script with at least 5 areas of interest	<input type="checkbox"/> At the end of the project, share your thoughts in 'My Reflection'

TIPS AND SUGGESTIONS

- Refer to pages 22 to 25 for more information on NHB Heritage Trails as well as video examples of trail guiding.
- What would interest you or your peers at these Heritage Corners/Trails? Think about what you would want to see and come up with an engaging storyline!
- Remember to familiarise yourself with the route before you start. Also ensure that you have all the items you need for the tour.





Task 2

EDITORIAL CHAMPIONS	INDIVIDUAL OR PAIR
Have a topic on heritage that is close to your heart? Or know of hidden treasures in your community? Be an Editorial Champion and share them through art or design, on a blog, or even a video!	Using NHB's Heritage Portal, Roots.sg , choose one of the topics below or research on a heritage topic of your choice: <ul style="list-style-type: none"> Heritage sites, trails or monuments Playgrounds in Singapore, Then and Now Vanishing trades Hidden treasures in your community (e.g. place of heritage) Museums in Singapore Artefacts from the National Collection

Project Requirements and Formats

<input type="checkbox"/> Present your research in a creative format and submit via a Microsoft Word document, or upload onto a social media channel (Facebook, Instagram or YouTube). Some presentation formats include, but are not limited to: <ul style="list-style-type: none"> Article (to be submitted as a Microsoft Word document). Titles can include: "Did you know?" "My Favourite..." "Top 5 Places..." Social memories, video documentary or vlog (to be uploaded on YouTube) Approximately 3 mins Photo diary or scrapbook, (at least 10 images) 	<input type="checkbox"/> At the end of the project, share your thoughts in 'My Reflection'
---	--

For written submissions, (at least 150 words) you should include pictures or interview extracts, wherever possible.



++
Well-written or well-documented projects may be featured on [Roots.sg](https://www.roots.sg)!

TIPS AND SUGGESTIONS

- Refer to pages 22 to 25 for more information on heritage sites and trails as well as examples of articles/vlogs.
- What would interest you and your peers? Think about what you would want to see and the method of your presentation.

Task 3

TRAIL WARRIORS

GROUP (3-5 PEOPLE)

How well do you know your own neighbourhood? Be a Trail Warrior, stretch your creativity and choose one of the following themes **or** create a theme of your choice. Next, create a walking trail to raise awareness of the community/national heritage.

- Architecture
- War
- Towns
- Nature
- Community
- Food



Based on the chosen theme, identify **at least 4 sites of interest** and create a trail using a free mobile app or a video. Set a date and invite your peers (or even members of the public) on a guided group tour!

Project Requirements and Formats CHOOSE EITHER APP OR VIDEO SUBMISSION

App Submission

- Customise your own trail via www.pocket-trips.com or other free trail creation websites/app of your choice
- Document your guided tour on PowerPoint slides (include photos, participants' feedback as well as challenges and how your team solved them)
- Identify at least 4 sites and conduct an in-depth research on the selected sites
- At the end of the project, share your thoughts in 'My Reflection'

Video Submission

- Identify at least 4 sites and conduct an in-depth research on the selected sites
- Document your guided tour on PowerPoint slides (include photos, participants' feedback as well as challenges and how you solved them)
- Create a 2-4 minute video to introduce and provide information on the sites (format not limited to virtual guided tour, documentary, skit etc.), and upload the video onto YouTube
- At the end of the project, share your thoughts in 'My Reflection'

TIPS AND SUGGESTIONS

- Refer to Page 25 for video link examples of Heritage Trails, information on Pocket Trip app as well the download link for the *Heritage Trail: A Practical Guide to Action*.
- Remember to select sites that are within walking distance if it is a walking trail.



Well-written or well-documented projects may be featured on Roots.sg!

Task 4

GAMES EXPERTS

GROUP (3-5 PEOPLE)

Be a Game Expert and explore your fun-o-meter by creating a Heritage Game to promote and raise awareness of community/national heritage. You may choose one of the following themes **or** select a theme of your choice:

- Heritage Sites
- Famous Historical Personalities
- Founding Fathers of Singapore
- Singapore's History

Combining the fun elements and nuggets of information you wish to share in the game, create your own version of the Heritage Game and get your friends to play it!




Project Requirements and Formats

- The Heritage Game could be presented in the format of cards (e.g. Taboo), a board game (e.g. snake and ladder, Monopoly etc.) or online (e.g. website, app)
- Submit game, photo documentation and comments by participants
- Create the game and invite your peers to play it. Then, collate their comments and feedback on the game, including areas of improvement
- At the end of the project, share your thoughts in 'My Reflection'

TIPS AND SUGGESTIONS

- Refer to Page 25 for examples of heritage related card games.
- Remember to test the game with your group members first before inviting your peers to play it.



Task 5

HERITAGECARES

Ever wanted to experience what it's like to work in a heritage environment, and at the same time, give back to society? Be a HeritageCares Superstar Volunteer and grab this exciting opportunity to score some working experience within this vibrant industry! You will get the opportunity to learn alongside and interact with Voluntary Welfare Organisations through the heritage programmes.

For more information, please visit www.nhb.gov.sg/what-we-do/our-work/community-engagement/public-programmes/heritagecares

GROUP

If you are interested to volunteer, please email the completed Volunteer Information table below to NHB_HeritageTrails@nhb.gov.sg. As most HeritageCares programmes run on an ad-hoc basis, with programme dates and times determined by the participating Voluntary Welfare Organisations, all interested volunteers will be included in our volunteer mailing list to be informed of upcoming volunteering opportunities. Once selected, you will need to commit to at least 6 hours* of volunteering.

Project Requirements and Formats

- | | |
|---|---|
| <input type="checkbox"/> The museum/heritage institution will provide a supporting document to endorse the amount of hours volunteered, which must be submitted | <input type="checkbox"/> You should include pictures of you/your team at the task, where possible |
| | <input type="checkbox"/> At the end of the project, share your thoughts in 'My Reflection' |

*Actual duration to be determined at museum/division's discretion

VOLUNTEER INFORMATION

Name

Age & Occupation

Nationality

Contact No (Tel No/Hp)

Email Address

Languages Conversant In

Preferred Volunteering Dates / Time Periods

(e.g. weekend only, morning only, school holiday period, specific month only)

Task 6

AMAZING HERITAGE RACE

Be a Project Superstar in this highly challenging team effort of creating an amazing heritage race! In this project, you and your team will take game-play to the next level as you research, ideate, plan and execute the race for your junior cadets!

- Trail choice:
 - » Any of the NHB trails or;
 - » Significant sites of heritage relevance in your community

Project Requirements and Formats


At the end of the project, you must submit the following:

- | | |
|---|--|
| <input type="checkbox"/> Team submission: Word and/or pictorial documentation of how the trail and amazing race was conducted, including a write-up on the selected sites | <input type="checkbox"/> Individual submission: share your thoughts in 'My Reflection' |
|---|--|

Refer to pages 16 – 20 for the Task 6 Amazing Race guidelines.

TIPS AND SUGGESTIONS

- Refer to page 25 for the download link for *Heritage Trail: A Practical Guide to Action*.
- Assign roles such as Group Leader, Researcher, Trail Guide, Game Master and Logistics Crew among your group members.
- Remember to test the heritage race with your group members and address any challenges faced first before you set off!



Below are some roles that the students can assign among themselves. All students must be familiar with the heritage content of each site.

ROLES	TASKS
OVERALL IN-CHARGE AND ASSISTANT OVERALL IN-CHARGE	<ul style="list-style-type: none"> To oversee the running of the project To plan a timeline and ensure tasks such as pre-event, research, games and post events are completed within the timeline of the project To prepare a wet weather plan To manage the budget, if any
RESEARCHER	<ul style="list-style-type: none"> To research on a minimum of 4 sites that best represent your community and work with Game Master to create relevant activities at each site
TRAIL GUIDE	<ul style="list-style-type: none"> To work with Researcher and prepare script and act as trail guides for each site To test trail and consider the safety of the groups participating in the race To guide the junior cadets on the trail
GAME MASTER & LOGISTICS CREW	<ul style="list-style-type: none"> To be in charge of planning of games/ activities at each site To prepare alternative activities in event of wet weather To provide logistical support



Pre-Activity

- To brief fellow cadets on what to bring, attire, safety, emergency procedures etc. You may use the template below as a guide
- To do a recce with the team before the actual trail
- To go through Risk Assessment Management with your UG teacher-in-charge and to conduct safety checks at each site
- To come up with a wet weather plan
- To lead your team and ensure that all preparation is completed on time

PRE - ACTIVITY TEMPLATE	
BRIEFING	
NOTES FOR RECCE TRIP	
RISKS ASSESSMENT MANAGEMENT	
WET WEATHER PLAN	

Post-Activity

Write a reflection on what you have learnt as an Overall in-charge/Assistant Overall in-charge, your strengths and how else you would like to be involved with heritage.

Role: Researcher & Trail Guide

Researcher

1. Identify a minimum of 4 possible sites for the trail and map out the route to be taken
2. Gather information from relevant resources and acknowledge your sources with a 'References' list
3. Recce the sites with the trail guides to verify information gathered. You may use the template below to record your findings

Trail Guide

1. Recce the sites with the researchers and prepare the script with the information gathered
2. Remember to do a dry-run before the actual event

S/N	LOCATION	NOTES FOR EACH LOCATION

Post-Activity

Write a reflection on what you have learnt as a Researcher/Trail Guide, your strengths and how else you would like to be involved with heritage.



Role: Game Master & Logistics Crew

Game Master

1. Using the information collated by the Researchers, design interesting activities and games for each site. You may use the format below to design your games
2. Remember to include rules and regulations for each activity/game
3. Recce each site to understand which or what games can be conducted
4. Try out each activity/game at the respective site(s)
5. Decide on a scoring system

S/N	DETAILS	POINTS TO BE AWARDED
1	Completion of Activity	
2	Team Cheer	
3	Bonus Activity	
4		

STATION NUMBER	SUMMARY OF GAMES	
1	Main Activity	Rules
	Bonus Activity	
2	Main Activity	Rules
	Bonus Activity	
3	Main Activity	Rules
	Bonus Activity	
4	Main Activity	Rules
	Bonus Activity	
5	Main Activity	Rules
	Bonus Activity	

Post-Activity

Write a reflection on what you have learnt as Game Master & Logistics Crew, your strengths and how else you would like to be involved with heritage.

Role: Game Master & Logistics Crew

Logistics Crew

1. Your role is to list out and obtain the items needed
2. You may use the format below
3. Budget according to amount stipulated by your teacher and submit an expenditure account to the Overall IC

S/N	ITEM	QUANTITY	COST	REMARKS
TOTAL AMOUNT SPENT				

Post-Activity

Write a reflection on what you have learnt as Game Master & Logistics Crew, your strengths and how else you would like to be involved with heritage.

Notes

WHAT IS NATIONAL HERITAGE BOARD AND ITS ROLE?

The National Heritage Board (NHB) was formed on 1 August 1993. As the custodian of Singapore's heritage, NHB is responsible for telling the Singapore story, sharing the Singaporean experience and imparting our Singapore spirit.

NHB's mission is to preserve and celebrate the shared heritage of our diverse communities, for the purpose of education, nation-building and cultural understanding. It manages the national museums and heritage institutions, and sets policies relating to heritage sites, national monuments and the national collection.

Through the national collection, NHB curates heritage programmes and presents exhibitions to connect the past, present and future generations of Singaporeans. NHB is a statutory board under the Ministry of Culture, Community and Youth.

WHAT ARE THE MUSEUMS AND HERITAGE INSTITUTIONS UNDER NHB?

- Asian Civilisations Museum
- Indian Heritage Centre
- Malay Heritage Centre
- National Museum of Singapore
- Reflections at Bukit Chandu
- Singapore Philatelic Museum
- Sun Yat Sen Nanyang Memorial Hall
- The Peranakan Museum

WHAT ARE SINGAPORE'S NATIONAL MONUMENTS?

The Preservation of Sites and Monuments Division (PSM) is the national authority that advises on the preservation of nationally significant monuments in Singapore. It is guided by the Preservation of Monuments Act to provide "for the preservation and protection of National Monuments". It is responsible for identifying monuments that are worthy of preservation, based on the criteria that they are of historic, cultural, traditional, archaeological, architectural, artistic or symbolic significance and national importance.

There are currently 72 national monuments that have been gazetted in Singapore such as the Central Fire Station and MacDonald House. For more information, please visit <https://roots.sg/learn/places>

Fact

Sheet



WHAT ARE SOME FESTIVALS ORGANISED BY NHB?

- Children's Season
- Singapore Heritage Festival
- Singapore Night Festival

WHAT ARE THE HERITAGE TRAILS UNDER NHB?

Heritage trails are trails that document areas with rich historical or social memories that many might not be aware of.

- Ang Mo Kio
- Balestier
- Bedok
- Bukit Timah
- Jalan Besar
- Jubilee Walk
- Jurong
- Kampong Glam
- Little India
- Queenstown
- Singapore River Walk
- Tampines
- Tiong Bahru
- Toa Payoh
- World War II
- Yishun/ Sembawang

For more detailed information on each trail, please visit <https://roots.sg/visit/trails>

Museums & Heritage Institutions

For detailed information, please visit the respective Museum's or Institution's website:

ASIAN CIVILISATIONS MUSEUM

1 Empress Place, Singapore 179555

www.acm.org.sg

Opening Hours

Daily: 10am – 7pm

Fridays: 10am – 9pm

EDUCATION CONTACT

Tel: 6332 7886

Email: nhb_acm_edu@nhb.gov.sg

NATIONAL MUSEUM OF SINGAPORE

93 Stamford Road, Singapore 178897

www.nationalmuseum.sg

Opening Hours

Daily: 10am – 6pm

EDUCATION CONTACT

Tel: 6332 3872

Email: nhb_nm_schools@nhb.gov.sg

SINGAPORE PHILATELIC MUSEUM

23-B Coleman Street, Singapore 179807

www.spm.org.sg

Opening Hours

Daily: 10am – 7pm

EDUCATION CONTACT

Tel: 6513 7347

Email: lily_samuel@nhb.gov.sg

THE PERANAKAN MUSEUM

39 Armenian Street, Singapore 179941

www.peranakanmuseum.org.sg

Opening Hours

Daily: 10am – 7pm

Fridays: 10am – 9pm

EDUCATION CONTACT

Tel: 6332 4575

Email: nhb_tpm_edu@nhb.gov.sg

INDIAN HERITAGE CENTRE

85 Sultan Gate, Singapore 198501

5 Campbell Lane, Singapore 209924

www.indianheritage.org.sg

Opening Hours

Tues to Thurs: 10am – 7pm

Fri to Sat: 10am – 8pm

Sun/PH*: 10am – 4pm

Closed on Mondays. *The Indian Heritage Centre is closed on Public Holidays that fall on a Monday unless otherwise stated.

EDUCATION CONTACT

Tel: 6391 0183

Email: siti_asmah_abdul_karim@nhb.gov.sg

MALAY HERITAGE CENTRE

85 Sultan Gate, Singapore 198501

www.malayheritage.org.sg

Opening Hours

Tues to Sun: 10am – 6pm

Closed on Mondays

EDUCATION CONTACT

Tel: 6391 0466

Email: shereen_tan@nhb.gov.sg

SUN YAT SEN NANYANG MEMORIAL HALL

12 Tai Gin Road, Singapore 327874

www.sysnmh.org.sg

Opening Hours

Tues to Sun: 10am – 5pm

Closed on Mondays

EDUCATION CONTACT

Tel: 6353 6077

Email: chan_sock_mun@nhb.gov.sg

EDUCATION AND COMMUNITY OUTREACH (ECO), NATIONAL HERITAGE BOARD

www.nhb.gov.sg/education

EDUCATION CONTACT

Tel: 6332 5483 / 6332 5482

Email: nhb_educationprogrammes@nhb.gov.sg

PRESERVATION OF SITES AND MONUMENTS

www.nhb.gov.sg/psm

EDUCATION CONTACT

Tel: 6332 3516

Email: nhb_nationalmonuments@nhb.gov.sg

MUSEUM ROUNDTABLE

A collective of public, private museums and heritage galleries.

<http://www.museums.com.sg/about-us/>

OTHER USEFUL LINKS

Heritage Portal:

Roots.sg

Heritage Trails: A Practical Guide to Action:

<https://roots.sg/~media/Roots/publications/ebook/heritage-trail-may-2017.pdf>

Muse SG:

Roots.sg

(Click Learn Tab, Publication, Search for Muse SG)

Infopedia:

<http://eresources.nlb.gov.sg/infopedia>

To read up about other well-remembered local places that Singaporeans will enjoy:

<http://www.iremember.sg/>

To read up about memories from other Singaporeans about life in the past:

<http://www.singaporememory.sg/>

Videos on Heritage:

- Search for 'Heritage TV' on YouTube
- <https://roots.sg/learn/resources/Videos/>

Task 1, Task 2 & Task 3

Examples of trail guiding/vlogs/trail video submission:
Search for 'Heritage TV Roots Trails' on YouTube

Task 2

Examples of heritage related articles:

- <http://thesmartlocal.com/read/unknown-arts-singapore>
- <https://weekender.com.sg/w/do/8-hidden-gems-singapore-locals/>

Task 3

Pocket Trips and instructional videos:

<http://pocket-trips.com/>

Creation of new account:

https://www.youtube.com/watch?v=_ObQNczourw

Creation of GPS hotspots:

<https://www.youtube.com/watch?v=RWYGzoTeEdI>

Modification of GPS hotspots:

<https://www.youtube.com/watch?v=Uj-PONFDb2o>

Task 4

Examples of card games and instructional videos:

The Taipans: Singapore Maritime Heritage Card Game & Challenge:
<https://www.facebook.com/thetaipans>

War and Diplomacy Card Game:

<https://www.facebook.com/waranddiplomacy>

Hua Hee Card Game:

<https://playhuahee.com/>

*Admission to NHB museums is FREE for Singaporeans, PR students and NHB members. Fees are applicable for international students.

Name (s)

Task Number & Project Title

Project Verification Checklist

DETAILS	BELOW EXPECTATIONS	MEETS EXPECTATIONS	EXCEEDS EXPECTATIONS
1 Research: Insight and depth	<input type="checkbox"/> Displays very little insight; work is overall inconsistent	<input type="checkbox"/> Displays some insight; work is generally consistent, with some lapses in content	<input type="checkbox"/> Displays deep insight; work is mostly consistent, with minimal lapses in content
2 Learning: Awareness of heritage	<input type="checkbox"/> Project shows little acquired learning and awareness of heritage and/or culture	<input type="checkbox"/> Project shows some acquired learning and awareness of heritage and/or culture	<input type="checkbox"/> Project shows significant acquired learning and strong awareness of heritage and/or culture
3 Creativity	<input type="checkbox"/> Project displays a lack of creativity and/or innovation	<input type="checkbox"/> Project displays some creativity and/or innovation	<input type="checkbox"/> Project displays originality, creativity and innovative ideas
4 Pride in National Identity	<input type="checkbox"/> Project does not demonstrate pride in national identity nor sense of belonging to Singapore	<input type="checkbox"/> Project demonstrates some pride in national identity and some sense of belonging to Singapore	<input type="checkbox"/> Project strongly demonstrates pride in national identity and a strong sense of belonging to Singapore
5 Teamwork if applicable	<input type="checkbox"/> Group displays minimal teamwork in completing the project	<input type="checkbox"/> Group displays some teamwork in completing the project	<input type="checkbox"/> Group displays strong teamwork in completing the project

DETAILS	YES	NO
5 All students in the group have submitted their Reflection Forms	<input type="checkbox"/>	<input type="checkbox"/>
6 Project was submitted within the deadline set by the teacher	<input type="checkbox"/>	<input type="checkbox"/>
7 The project shows no signs of plagiarism (Students have indicated references and citations)	<input type="checkbox"/>	<input type="checkbox"/>

IMPORTANT NOTES

- Students need to achieve 'Meets Expectations' for all components to complete the project.
- Projects that have been plagiarised will be disqualified.
- Students must refine their projects if any of the areas are marked as 'Below Expectations' or 'No'.

My Reflection

Name

Class

Start Date

End Date

MY REFLECTION

List 3 things about heritage that you did not know before, but know now

GOING FORWARD

How can I play an active role in preserving our heritage?

FOR TEACHERS Uniformed Group National Heritage Badge
Badge Request Form



I) SCHOOL PARTICULARS

Date of Submission

Name of School

Address

Postal Code

Uniformed Group

II) CONTACT PERSON FOR NATIONAL HERITAGE BADGE

Name

Designation

Contact No

Email Address

III) NATIONAL HERITAGE BADGE REQUEST

Total Number of Badges

Supporting Documents

- Word or pictorial documentation of at least 2 outstanding projects
- At least 3 students' Reflection Forms

FOR OFFICIAL USE

Received By:

Date Received:

Date of Collection of Badges:

FOR UG HQ Uniformed Group National Heritage Badge
Badge Disbursement Form



I) UNIFORMED GROUP HEADQUARTER PARTICULARS

Date of Submission

Uniformed Group

II) CONTACT PERSON

Name

Email Address

III) NATIONAL HERITAGE BADGE DISBURSEMENT

Total Number of Badges Disbursed

Number of Badges Left

Supporting Documents

- Breakdown of badge attainment per school
- Outstanding Project submission from schools
- Student Reflection Forms submission from schools

FOR OFFICIAL USE

Received By:

Date Received:

Date of Collection of Badges:

Please submit this form by 31 October (annually) for NHB's records

