



Make your own paper baubles



Materials needed

- Scissors
- Glue stick
- Ribbons or string
- Pencil crayons or markers




1 Print out the template and colour it.



2 Cut out the paper baubles along the lines.



3 Create a hole at the part marked ● on the petal and align all the holes together.



4 Glue the tips of the petals together to form the baubles.



5 Loop the ribbon or string through the bauble and knot it to secure the ends.



6 All finished!