




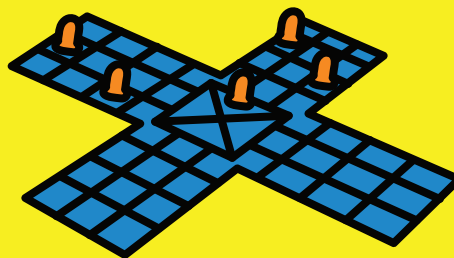





ACTIVITY TRAIL
Suitable for ages 7 to 9



Better ★ Together

Children's Season 2020



This booklet belongs to a
special person with the name





Welcome to the Asian Civilisations Museum!

The COVID-19 pandemic has changed our lives and what it means to be Better Together. We dedicate Children's Season this year to the values that help us during this time and the ways we stay connected with our loved ones.

Whether you're at home or at our museum, we hope you'll have a great time creating beautiful memories with one another through this trail.

Be kind, stay safe and strong. Let's start exploring!



Come to ACM to see our objects up close



Monkey group



Pachisi set



Scribe's table



Betel box



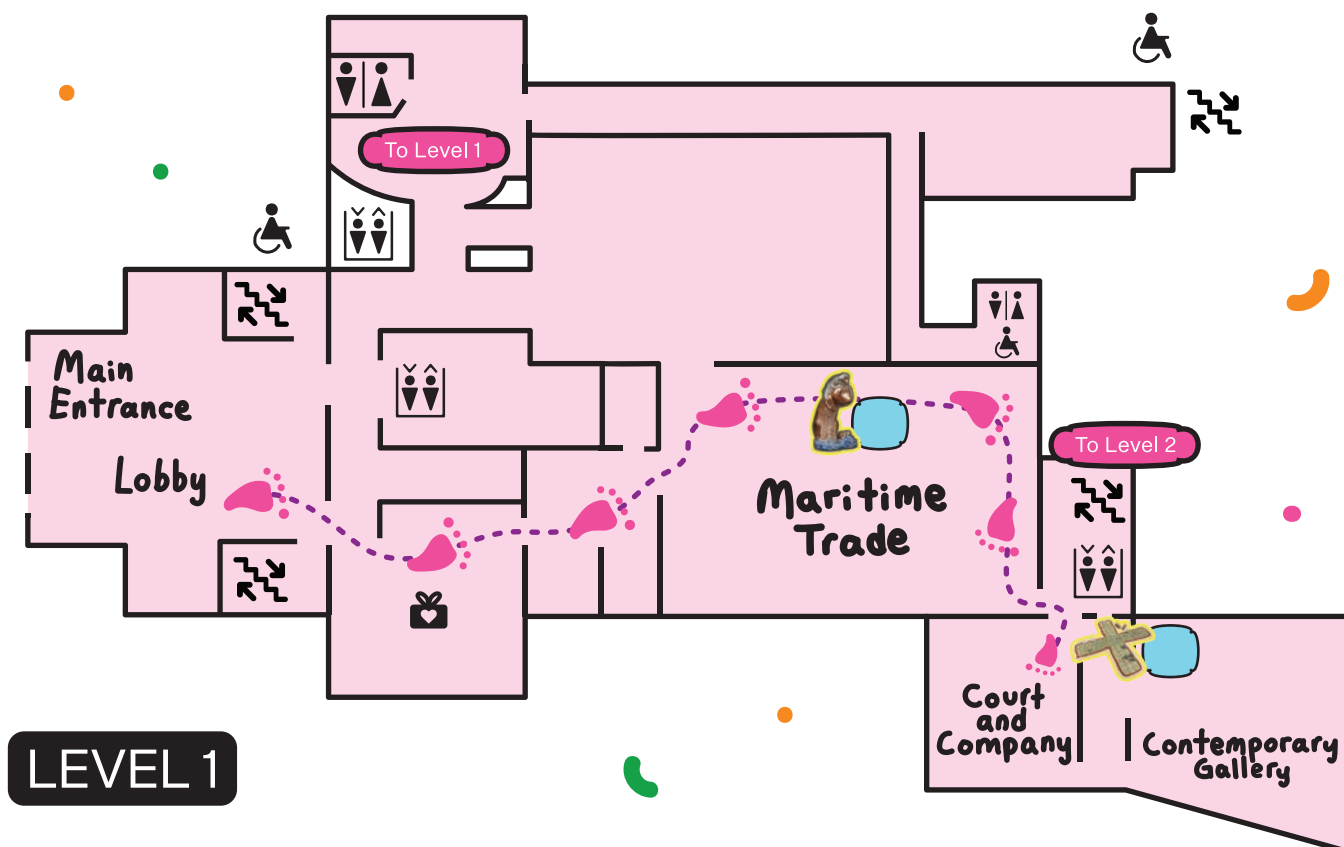
Dish with the Three Friends of Winter

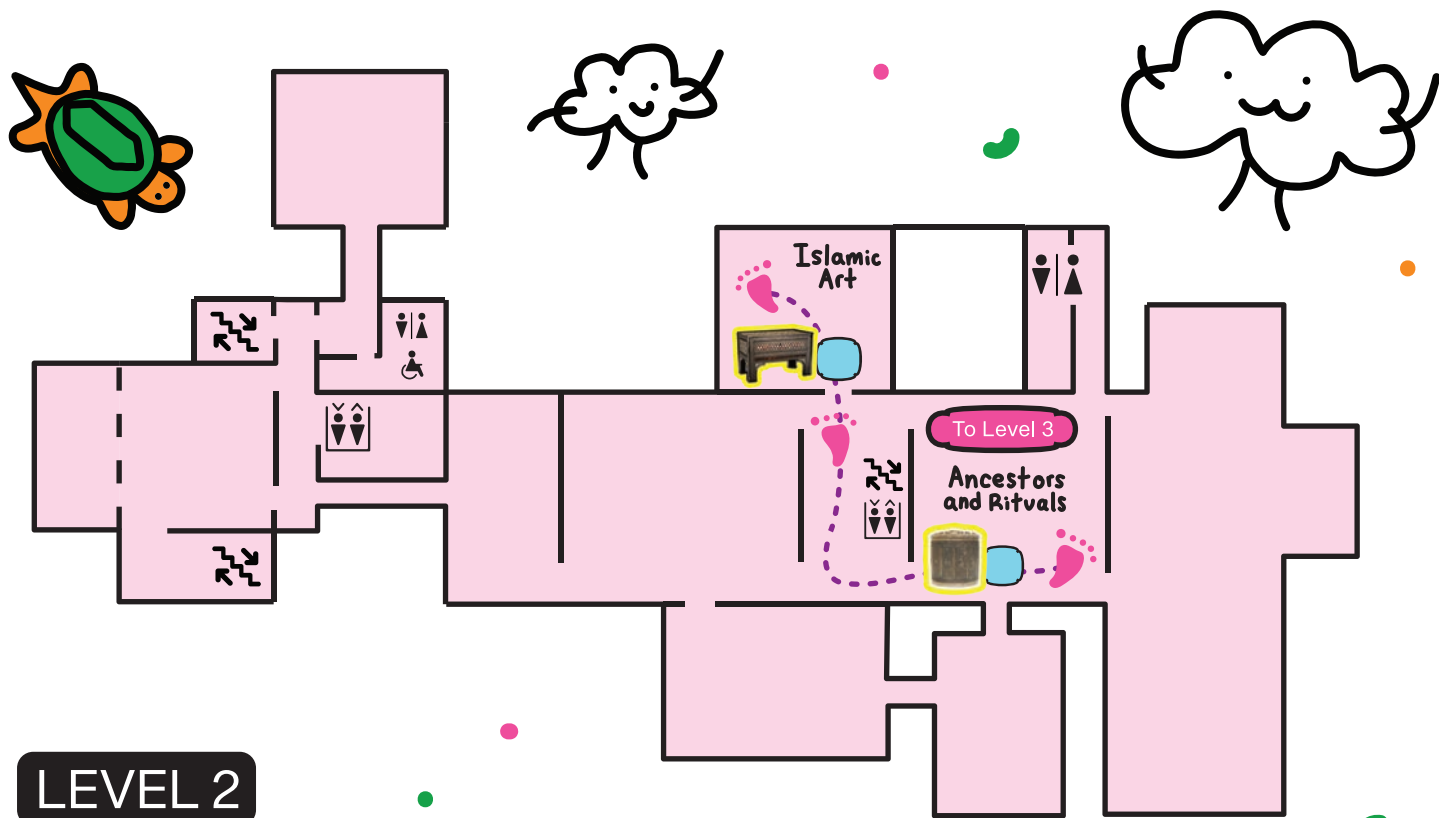


Objects featured in this booklet

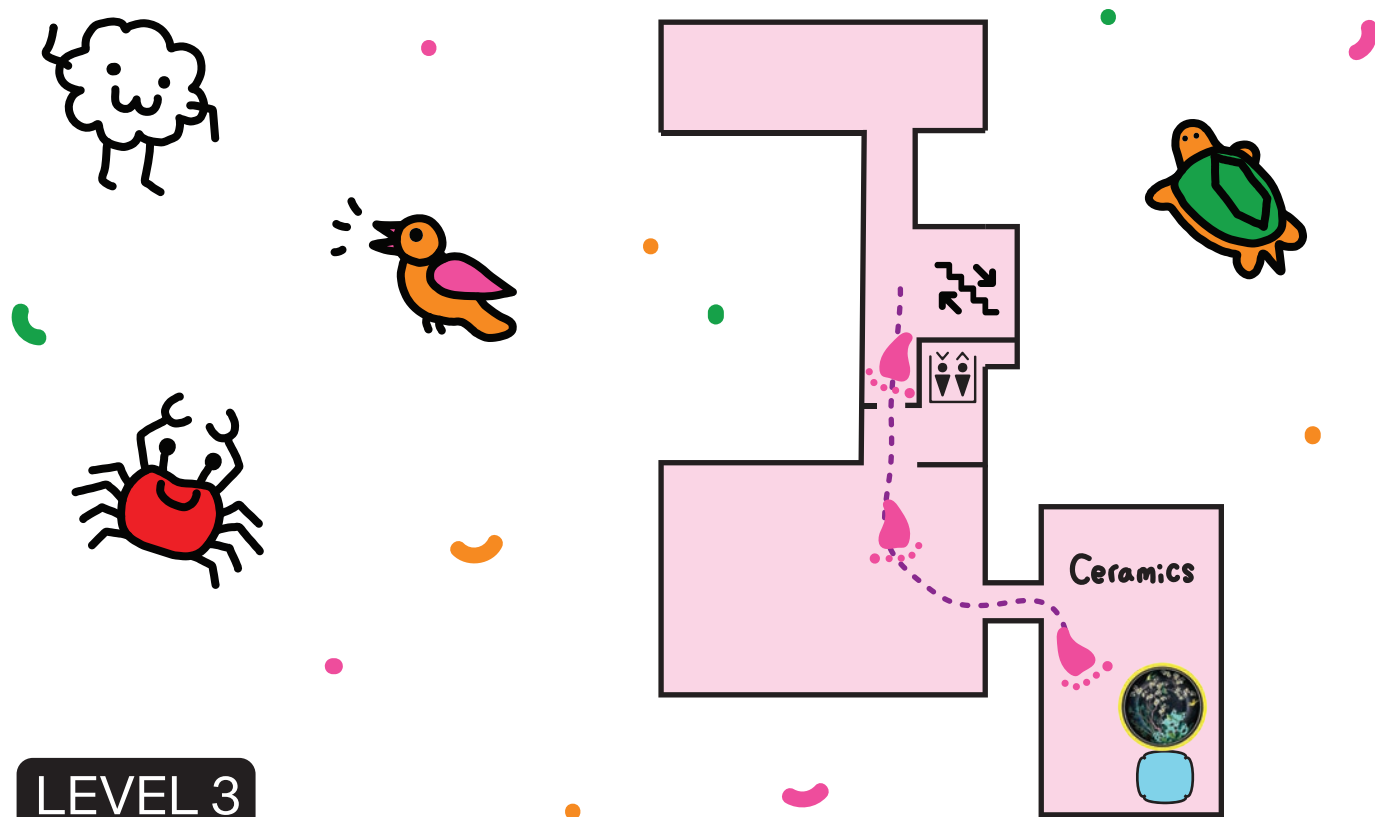




Tick the box when you've found the object in the gallery





LEVEL 2



LEVEL 3

1

A Family Stays Together

I'm not just monkeying around. It's family bonding for me! Have you seen us monkeys posing like this in real life?



Around 500 years ago, porcelain from China became fashionable in Western countries. The craze for Chinese porcelain continued for more than 200 years.



FUN FACT

Around 1750, ceramics in animal shapes became popular. Skillful painting made these animal ceramics look real.




LOOK

What colours do you see on this ceramic? What do you think is the relationship between these two monkeys?



ACTIVITY

Look at the expressions on their faces. If you were the artist, what expressions would you paint on their faces? **DRAW** them here.



Monkey group

China, mid-18th century

Porcelain

2017-00843

 Trade Gallery, Level 1



Porcelain is a type of durable, white ceramic.

Ceramics are objects made by shaping and baking clay.

Your presence is your present!

ACTIVITY

How do you spend time with your family? Give each family member an activity coupon!

1

Cut out the coupons below along the dotted line.


2

Give one coupon (or more if you'd like) to each family member. Tell them to write down what they'd like to receive from another family member.

3

Each family member can approach another member to redeem his or her coupon.



<p>This coupon is good for:</p>	<p>This coupon is good for:</p>
<p>This coupon is good for:</p>	<p>This coupon is good for:</p>
<p>This coupon is good for:</p>	<p>This coupon is good for: A kiss on the cheek </p>



Share photos of your coupons with us
@ACM_SG #ChildrensSeason2020


2

Let's Play Together


Sometimes, it's not about winning

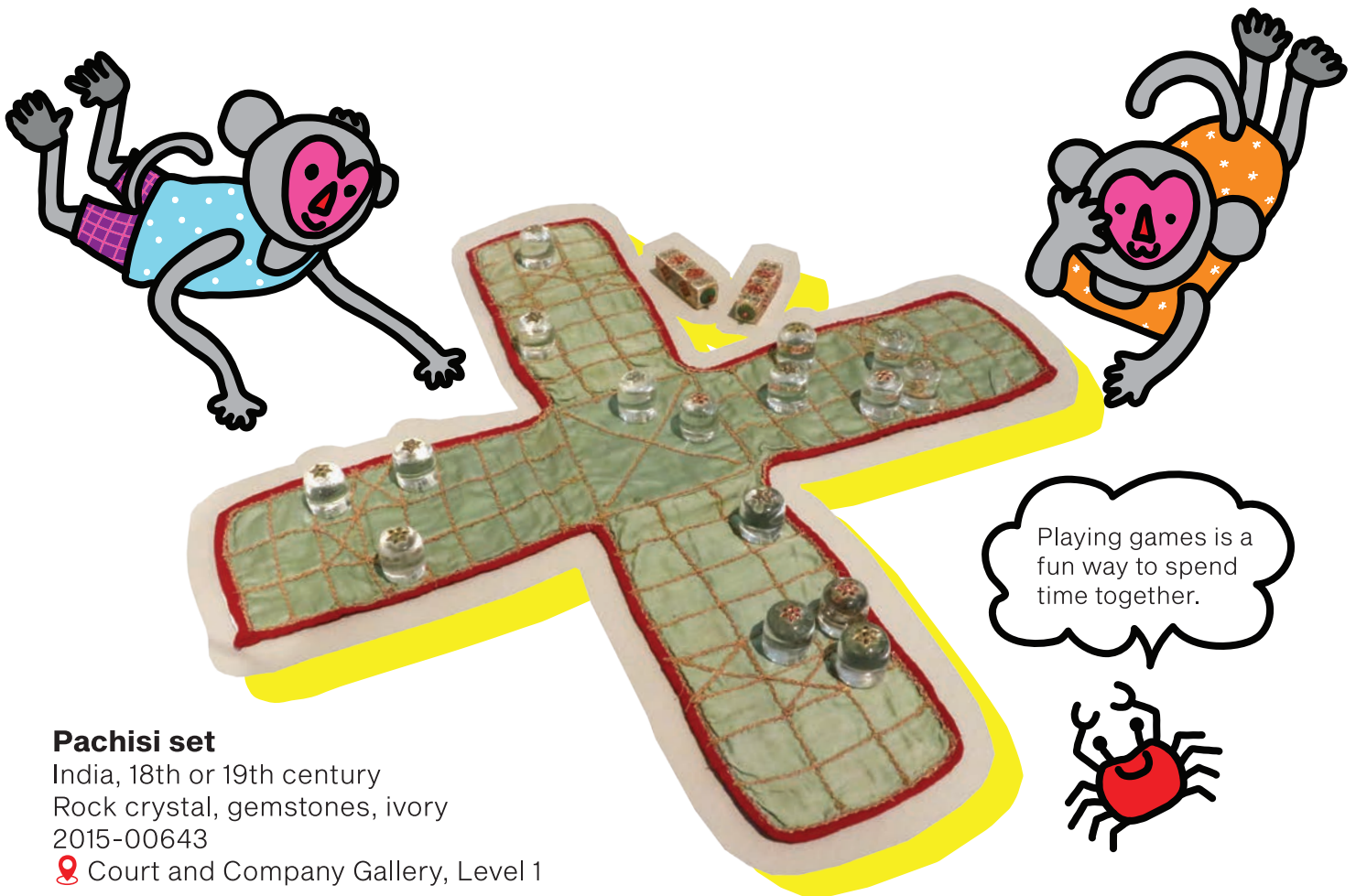
Do you have a memorable moment about playing a board game with someone?
How did you feel?

What matters more to you – to win, to play your favourite game, or to
play with people you like?



 Colour this drawing inspired by the Snakes and Ladders game.





Pachisi set

India, 18th or 19th century
Rock crystal, gemstones, ivory
2015-00643

Court and Company Gallery, Level 1

This is one of the oldest games invented in South Asia. It's called Pachisi, and is often referred to as the national game of India. It was played by nearly everyone.

Have you played this game before? It can be played by two to four players. The pieces start from the centre, move down the middle of the "arm", and then around the outside of the board in an anti-clockwise direction before returning to the centre. The first player to get all his or her pieces back to the centre wins.




FUN FACT

The 16 game pieces in this Pachisi set are carved from rock crystal. Rock crystal is a rare and expensive material.



ACTIVITY


DRAW your own game piece here.



3

More Than Words


What do you do when you miss your family or friends? How can people communicate with each other without meeting up in person?



Pen box with inkwell

Turkey, dated 1876
Steel (damascened), gold
1998-01539

Scribe's table

Turkey, 17th century
Wood, mother-of-pearl and
tortoiseshell inlays
1999-01413
 Islamic Art Gallery, Level 2

In Turkey, over 200 years ago during the Ottoman period, scribes and calligraphers would

usually sit on the floor and write at low tables like this one. How is this table different from the one you use?

The penbox with inkwell was used to store the pen and ink for writing. It is on display near this table in the gallery.




FUN FACT

In Islamic art, repeating patterns that go on and on reflect nature and the universe.



ACTIVITY

CONTINUE THE PATTERN below by copying more hexagons and six-pointed stars across the row. Note that some points of a hexagon touch the points of the next hexagon.



You've got mail

Have you ever received an email? What about a handwritten letter from someone? How does receiving a handwritten note make you feel?



ACTIVITY

TICK the boxes for the ways you communicate

☐

Text messages

☐

Voice messages

☐

Phone calls

☐

Video calls

☐

Emails

☐

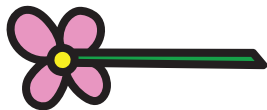
Write letters or cards

☐

Talk face-to-face

☐

Other:




How did people write before pens and pencils were invented? They used things they could find in nature, such as twigs, bundled animal hair, charcoal (burnt wood), or their own fingers.



ACTIVITY

CREATE your own writing tool using things you can find in nature. Dip it in some paint or ink, then write your name, or a word of encouragement here.

Better Together 



Share photos of the writing tool that you have created with us @ACM_SG #ChildrensSeason2020

4

Be My Guest

Have you ever invited friends to your house? Do you miss having them over? What would you do to make your friends feel welcome?



It was a traditional custom in many Southeast Asian countries to serve betel to guests as a welcome.

This betel box was made in Myanmar. Inside are five containers and a tray to present ingredients for betel chewing. The decoration on the outside includes the 12 symbols of the Burmese zodiac, which is similar to the Western zodiac.



FUN FACT

“Betel” refers to betel leaves, which can be rolled up with other ingredients to be chewed.

Not to be confused with the bug that is spelled “beetle”. 😊

Betel box

Myanmar, Shan State, dated 1895

Silver

On loan from a private collection




Ancestors and Rituals Gallery,
Level 2



ACTIVITY


JOIN THE DOTS to form the animal that represents the Cancer zodiac symbol. Can you guess what it is? Can you spot it on the betel box?



Welcome to my house

ACTIVITY

What would you serve to your relatives or friends if they visited you? DRAW all the things you'd like to offer them on the table here.



WONDER

What other things would you prepare?

What would you like your relative or friend to prepare for you when you visit them?

5

Friends Forever



This porcelain dish is decorated with birds and the popular motif of the Three Friends of Winter (*suihan sanyou* 岁寒三友).

The Three Friends are the evergreen pine, bamboo, and the plum tree, which blossoms in winter despite the very cold temperatures.

Dish with the Three Friends of Winter

China, Jingdezhen,
Qing dynasty, Guangxu
period (1875-1908)
Porcelain
1998-00052

Ceramics Gallery, Level 3




FUN FACT

Porcelain with designs on a black background was first made in China during the Qing dynasty, more than 300 years ago. Do you want to know how a dish like this was made? **WATCH** a short video on making ceramics. Scan the QR code here.



ACTIVITY

FOLLOW the lines to find the Three Friends on this dish.




Small, but oh so strong

In late winter, before snow melts, plum trees blossom with small, sweet-smelling flowers, a sign that the colder weather will be over soon, and spring is coming. In Chinese culture, plum blossoms represent strength and endurance in the face of difficulties.

ACTIVITY

MAKE a paper plum blossom on a branch by following the steps below.


1



Cut along the dotted lines.




2




Stack the petals, gluing one on top of another.

3



Glue the completed plum blossom on a straw or a real twig.



Better Together at ACM

You have learned about some interesting objects on display at ACM. We hope you have also learned that there are important people in your life who make you feel happy, strong, and simply **Better** when you are **Together!**

 Have fun colouring!



ACTIVITY

Find the 10 words listed below. They may be hidden in any direction.



BETTER

FRIENDS

STRENGTH

WELCOME

FAMILY

PACHISI

TOGETHER

WRITE

ACM


OBJECTS

ASIAN CIVILISATIONS MUSEUM

W	E	L	C	O	M	E	F	Y	S
Z	T	L	L	F	L	A	S	T	K
S	B	O	J	V	M	D	C	Z	I
T	O	L	G	I	N	E	B	S	E
R	B	G	L	E	J	E	I	A	T
E	Z	Y	I	B	T	H	Y	V	I
N	U	R	O	T	C	H	N	F	R
G	F	W	E	A	I	M	E	M	W
T	N	R	P	N	Z	G	C	R	A
H	N	U	Y	E	H	K	K	A	F



Better Together
to me means:



Answer key:



Share your coloured pages with us
@ACM_SG #ChildrensSeason2020

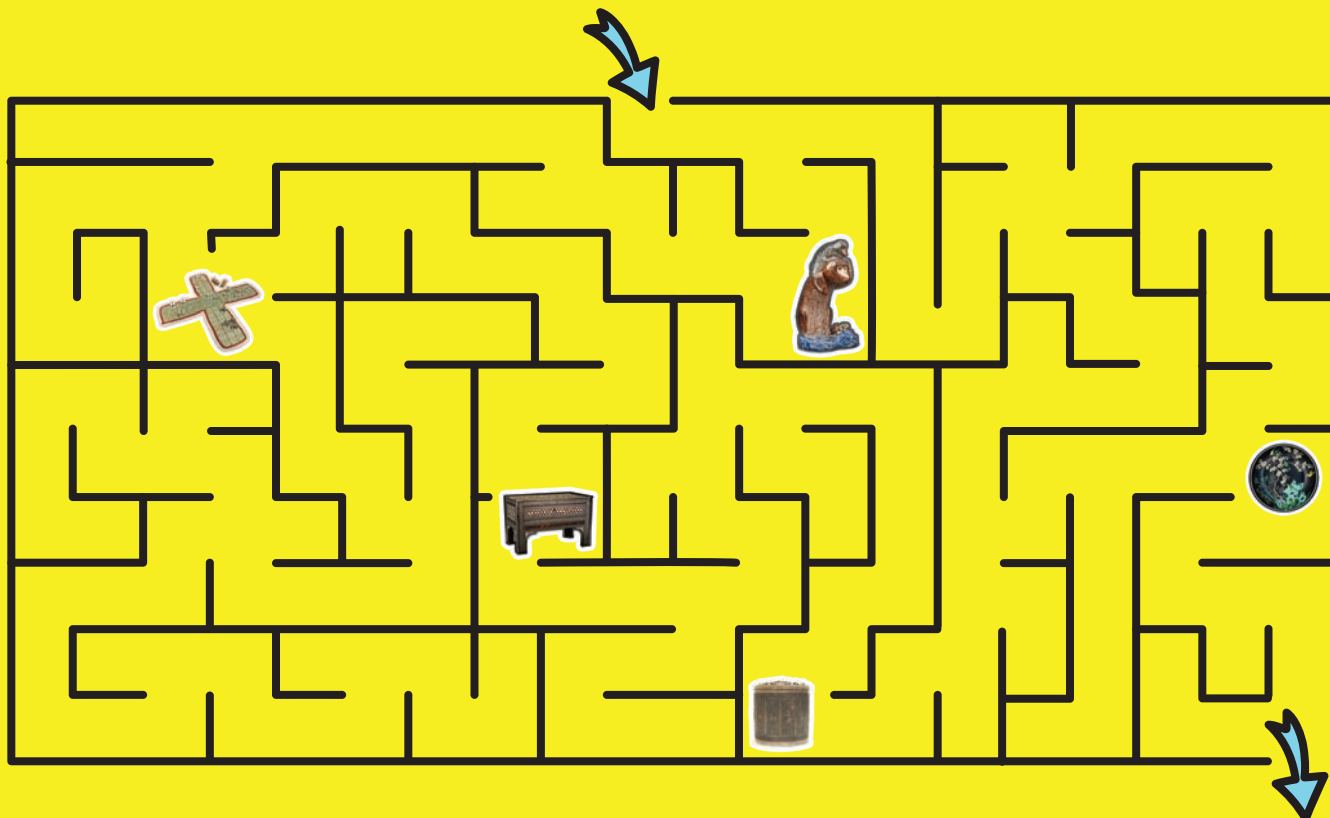


Congratulations! You've found and explored all the objects on this trail.

If you've completed this trail at home, do come and visit ACM to see the objects you've learned about up close. And look for me, I hope to see you soon!

ACTIVITY

START your exploration at ACM, and collect all the museum objects along the way.



Illustrated by Almostasthma



Yay! I've seen them all!

Developed by the ACM Audience Department
© 2020 Asian Civilisations Museum



1 Empress Place Singapore 179555
Tel: 6332 7768

 asiancivilisationsmuseum

 acm_sg

www.nhb.gov.sg/acm

