

ACM

LET'S LEARN ABOUT...

Chinese Art and Couture

Chinese couture designer Guo Pei creates many beautiful outfits using traditional motifs from Chinese art. Learn more about Chinese art and design by doing the following activities.

Colour or decorate the dress.

Tag us @ACM_SG for a chance to get your artwork featured!

Bridal top and skirt

China, 1930s

Asian Civilisations Museum

2007-56614, 2007-56615

This wedding outfit for a Peranakan Chinese bride from our museum inspired Guo Pei to make her own version for the modern Chinese bride.

“Couture” (pronounced “kuh-toor”) is a term from French, meaning design and creation of one-of-a-kind clothing for customers.



LET'S LEARN ABOUT...

Chinese Art and Couture

The blue of blue-and-white porcelain is made from cobalt, a scarce mineral that the Chinese imported from Persia (Iran today) until they found their own source at home. Blue-and-white porcelain became so popular that it was one of China's most famous exports to the wider world.


Make a blue-and-white origami dress.

Tag us @ACM_SG for a chance to get featured!


Dish


China, 15th century
Porcelain
Asian Civilisations Museum
Gift of Mr Saiman Ernawan
1999-00447

IT'S BLUE
IT'S WHITE




MAKE your own blue-and-white dress with the origami paper on the next page. Print the next two pages on both sides of one sheet of paper.

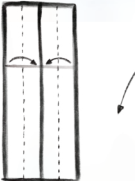





Fold to make crease. Unfold




Fold forward along dotted lines




Fold forward to centre



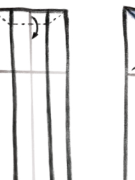
Open




Step-fold forward as shown



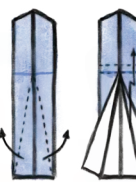
Turn over




Fold in along dotted lines




Fold in along dotted lines




Fold outwards




Step-fold forward as shown



Fold in along dotted lines



Turn over



Fold outwards

The “**drape**” of a piece of clothing is how it hangs on the body. How it is stitched and put together, and what fabrics are used, affects how a garment drapes. Guo Pei and other designers think a lot about the drape of their creations.





LET'S LEARN ABOUT...

Chinese Art and Couture


The flowers and creatures on the paper charms below are common auspicious symbols seen in Chinese art.

Find out their meanings below and create your own paper charm.

Tag us @ACM_SG for a chance to get your artwork featured!

Make your own wristlet or necklace with these simple steps:

1. Print this page and the next on both sides of one sheet of paper.
2. Cut out these paper charms along the red lines. Then punch or cut out the small white dots on the charms.
3. Cut a piece of string or ribbon, and string it through each of the charms.
4. Tie the ends to create your wristlet (short string) or necklace (longer string)!





ACM

LET'S LEARN ABOUT...

Chinese Art and Couture

A *kamcheng* is a covered food vessel. Many plants and animals have special meanings when used in Chinese art as decoration on such food vessels, clothing, or other artworks. Can you spot a bird with a long tail on this *kamcheng*? It is the phoenix, a beautiful imaginary bird that often symbolises the Chinese empress or bride.

Colour or decorate the *kamcheng*.

Tag us @ACM_SG for a chance to get your artwork featured!

Kamcheng

China, 19th or 20th century
Asian Civilisations Museum
Gift of Mrs Khoo Soo Beow
in memory of her husband
1996-01025

