


ACM

MEET ME AT ACM

Suitable for ages 9 to 12



MEET THE BURAQ

Its name means “lightning” in Arabic. According to tradition, the Prophet Muhammad rode the Buraq, a half-mule, half-donkey creature with wings to fly through the heavens in a single night, a journey known as Mir’aj. Sculptures of the Buraq like this are found mostly in the Philippines.

ARTY FACTS

BURAQ
Philippines, Mindanao,
early or mid-20th century
Wood, paint

Only in certain regions, such as Mindanao, is the animal depicted with a human face. Although the Buraq is not uncommon in Islamic art, sculptures of the creature seem to be unique to the Philippines. The Philippines is known for traditional wood carving.

SPY WITH YOUR LITTLE EYE

The Buraq in the Islamic Art Gallery.




Through these activities, your child/student will learn to:

- Apply geometry concepts and recognise the four basic shapes
- Use basic shapes to form other figures


IDENTIFY the different animals that were used to make up the Buraq.

LOOK closely at the Buraq. How would you describe the material that it is made of?

NOTICE the crown that the Buraq wears. What does this tell us about the creature?



Follow the steps below to **PUT** the various shapes together to create your own mythical creature. Send us your work @ACM_SG for a chance to get featured!



Step One: Colour the shapes on the right.

Step Two: Cut along the dotted lines.

Step Three: Assemble your creature by sticking the shapes within the space on the left using tape or glue.

