

#SG
FASHION
NOW



fashion exploration

WHAT
INSPIRES
YOU?



Suitable for
ages 9 and up

Welcome To ACM, Fashion Explorers!



Inspiration can come from
anywhere, if you keep your
eyes and mind open wide!

Let's take a trip into the
#SGFASHIONNOW exhibition
and our ACM galleries. Discover
the different ways designers
are inspired to create.

Tools you will
need to begin
your journey.



Let's meet the #SGFASHIONNOW Designers:



Andrew Gn
Based in Paris, Andrew's work mixes influences from East and West, with colours, luxurious materials, and intricate details.



Carol Chen
Winner of fashion competition Singapore Stories 2020, organised by the Textile and Fashion Federation, Carol uses zardozi embroidery in her recent works.

What's zardozi?
A technique from Central and South Asia using metallic threads.



Studio HHFZ
Hu Ruixian introduces contemporary takes to traditional dress, collaborating with local creatives to design unique prints.



Ong Shunmugam
Former lawyer Priscilla Shunmugam designs contemporary fashions that take inspiration from traditional Asian fabrics and styles.

What does contemporary mean?
Belonging to the present moment.



Baëlf Design
Founded in 2016, Jamela Law and Lionel Wong use 3D printing and laser cutting for their experimental fashion works.

What's experimental?
New and untested, innovative.



Stylemart
Having taken over her family's boutique Stylemart, Kavita Thulasidas strives to combine Western silhouettes with Asian weaving and embroidery artistry.

What's a silhouette?
A garment's overall shape.



LAICHAN
Known as Singapore's cheongsam expert, because of his signature style and detailing. Goh Lai Chan uses fabrics from around the world for his cheongsam creations.



Time Taken to Make a Dress
Founded by Letitia Phay and Jade Swee, this firm uses intricate handwork to create complex, flattering evening and bridal pieces for their customers.



Get Inspired

Designers take inspiration from all around them. Some might include clues about who they are, what they like, or where they are from.

For example, this cheongsam (*qipao* in Mandarin Chinese) with a matching shawl in batik is a nice nod to multi-cultural Singapore.

(A) Cheongsam with selendang



(C) Gara and kebaya
Stylemart by Kavita Thulasidas

Kavita Thulasidas' work combines a kebaya, traditional top worn by women in island Southeast Asia, with a gara, a type of sari embellished with Parsi-style embroidery.

The intricate silk-thread handiwork inspired by Parsi embroidery features flora and fauna that symbolise purity and protection.



This custom-made piece by designer Priscilla Shunmugam features a red-and-white colour palette and floral print. It was designed for donor Paige Parker, who felt the colours, motifs, and traditional cheongsam silhouette aptly represented Singapore.

(B) Cheongsam with cape
Ong Shunmugam by Priscilla Shunmugam

Your Personal Style



1

Write 4 words in the blanks that describe you, your style and preferences.

2

Sketch what each word represents.

Word 1:

Word 2:

Word 3:

Word 4:

Here are some words to help you get started:

Cheerful Traditional
Colourful Contemporary
Funky Elaborate Bold
Simple Monochrome
Casual Fancy

Picture This

Meaningful designs have stories behind them, and symbols or patterns are a way to add meaning to decoration.



The designers at Baëlf Design were inspired by elaborate Jing costumes used in Chinese opera. Jing costumes were usually worn by high-ranking, mighty male characters.

Fashionable Fact:
This dress is actually made out of plastic! With 3D printing technology, we can now even print buildings and houses.

(D) Jing Dress
Baëlf Design
by Jamela Law,
Lionel Wong

What Am I?

Roar! I am a majestic, mythical creature that represents rainfall and symbolises the emperor in Chinese culture. My scales can be seen on the Jing Dress. Join the dots and I will appear!




Answer: Dragon



This modern cheongsam made by Studio HHFZ features a print drawn by Singaporean illustrator Ly Yeow, who wants to encourage us to love our own bodies.

(E) Cheongsam
Studio HHFZ by Hu Ruixian



Shape It Up

Create your symbol below, and repeat it to make your own example of a printed fabric.



Fashionable Fact:

Technology enables us to make prints on clothing much faster now. In the past, designs were hand-drawn or printed with woodblocks, and each colour dyed onto the cloth. Patterns and motifs now can be made by running the fabric through an inkjet printer.

1

Combine some shapes that you like here.

2

Repeat them as many times as you want in the space below.



This skirt cloth (kain panjang) is decorated with a Garuda pattern, which interlaces images of the half-human, half-bird mythical creature. Can you spot its wings on the cloth?

(F) Skirt cloth

Fashionable Fact:
In the 1700s, it was one of the patterns that only members of the royal family of Yogyakarta could wear.



Material: Dehua porcelain, also known as “blanc de Chine”.

How it's used: The pure, soft clay made it easy to mould and create the billowing effect of the outfit Guanyin wears.

(G) Guanyin standing on a lobster

What's My Name?

Can you help name these materials commonly used by artists/designers?



I'm a decorative accessory. I can be sewn onto fabrics or strung together with a needle and thread.

BE__S

Answer: A-Beads; B-Silk

Materialise Ideas

Here we explore how materials — an essential part of fashion and design — can speak volumes about a designer's skill and creativity.

How to identify a traditional cheongsam:

- High collar
- Close-fitting tailoring
- Usually features a side slit for ease of walking



Material: Lace – a delicate fabric made with an open, weblike pattern.

How it's used: This cheongsam by LAICHAN features the body-hugging silhouette of a traditional cheongsam, but a contemporary twist is added by the choice of sheer, lightweight lace.

(H) Cheongsam
LAICHAN by Goh Lai Chan

B

I'm a luxurious fabric that originated in China, and known for being soft and smooth.

S_L__



Material: White fabrics, such as crepe.

How it's used: For his *May There Be Light* collection, Andrew Gn wanted to bring hope, pleasure, and joy as a response to the COVID-19 pandemic. The white fabrics symbolise purity, cleanliness, and rebirth.

Fashionable Fact:
This piece is crafted from a material called “crepe”, which can be made from silk or wool and has a slightly wrinkled surface.

(I) Gown
Andrew Gn

A Perfect Fit

Think of your favourite item of clothing and how it fits, and sketch it below.

All In The Details

There are many techniques designers use to create garments. These can help to add extra interest to stand out from the rest. Let's identify them!



Technique:
Zardozi

Designer Carol Chen used a textile with zardozi embroidery in this piece. Zardozi involves sewing metallic threads onto silk satin or velvet cloth, an ancient technique used in many different countries.

(J) Top with cape sleeves and pants
Carol Chen

Embroidery is a way of decorating fabric. There are many different types of embroidery. Some have existed for many thousands of years (zardozi is a type of embroidery).

This military-inspired jacket was worn by a bride for a wedding in Indonesia. The gilded metal threads were embroidered onto the fabric of the jacket. How would you feel wearing a jacket like this?



Technique:
Embroidery

(K) Kebaya panjang

Techniques:
Hand-sewing,
ribboning,
Hand-painting,
Beading



Sometimes more than one technique is used in the creation of a garment, as was the case for this modern cheongsam.

Designers Letitia Phay and Jade Swee work closely with their clients to design special pieces that will reflect their personality.

(L) Cheongsam
Time Taken to Make a Dress
by Letitia Phay and Jade Swee

Sew Easy

Try these simple embroidery stitches at home. Do seek the help of an adult, especially when handling sharp tools like scissors and needles.

Materials needed:

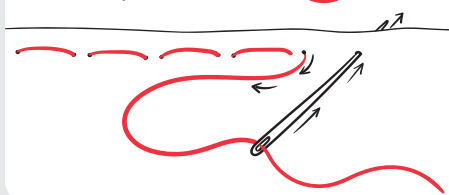
Embroidery thread Sewing needle

Cloth with an even, wide weave works best

Scissors

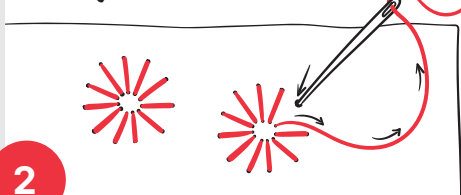
Running Stitch

1



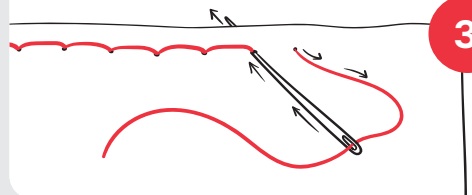
Straight Stitch

2



Back Stitch

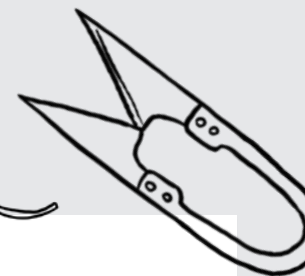
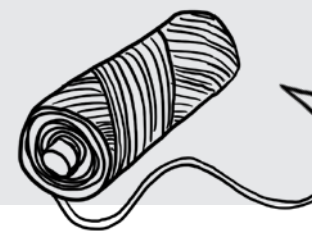
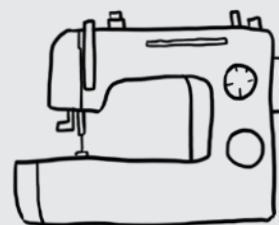
3



Let's Put It All Together

We hope you've been inspired to make your own fashion creation!

Combine your preferred print, silhouette, and techniques, and draw as many outfits as you like, mixing and matching different elements to create a collection.



A Glamorous Glossary:

Object Locations

Level 3 Materials & Design Galleries

Ceramics Gallery

(G) Guanyin standing on a lobster
China, Dehua, early 17th century or later
Porcelain
Gift of Frank and Pamela Hickley, 2000-03368

Fashion & Textiles Gallery

(A) Cheongsam with selendang
Singapore, 1990s
Silk
National Museum of Singapore, Gift of Mdm Kwa Geok Choo, 2010-03461

(F) Skirt cloth
Java, Yogyakarta, 1936-45
Cotton, natural dyes (soga and indigo)
2020-00453

(K) Kebaya panjang
Java, early 20th century
European velvet with gilded metal thread embroidery, sequins
Peranakan Museum, Gift of Mr and Mrs Lee Kip Lee, 2011-00109

Contemporary Gallery

(E) Cheongsam
More Than That Collection
Studio HHFZ by Hu Ruixian
Singapore, 2021
Digital print on polyester
Collection of Studio HHFZ

(B) Cheongsam with cape
Ong Shunmugam by Priscilla Shunmugam
Singapore, 2015
Silk jacquard, chiffon
ACM, Gift of Paige Parker

Level 1 Contemporary Gallery

(J) Top with cape sleeves and pants
Neoterica Collection
Carol Chen
Singapore, 2020
Silk satin, zardozi embroidery with silver thread and beads
Collection of Carol Chen

(I) Gown
May There Be Light Collection
Andrew Gn
Paris, 2020
Acetate and viscose crepe
ACM, Gift of Andrew Gn

(H) Cheongsam
WANDERLUXE Collection,
Spring/Summer 2018
LAICHAN by Goh Lai Chan
Singapore, 2017
Silk tulle, lace, beads
ACM

(D) Jing Dress
Anthropology of Cultural Dementia Collection
Baëlf Design by Jamela Law and Lionel Wong
Singapore, 2019
3-D plastic print with TPU (thermoplastic polyurethane), PLA (polylactic acid), nylon corset boning with polyester chiffon inner layer
National Museum of Singapore

(L) Cheongsam
Time Taken to Make a Dress by Letitia Phay and Jade Swee
Singapore, 2017
Silk organza, unbleached cotton lace and tassels, crystals, beads
Collection of Time Taken to Make a Dress

(C) Gara and kebaya
Eternal Weaves Collection
Stylemart by Kavita Thulasidas
Singapore, kebaya: 2021; gara: 2017
Gara: silk georgette, silk embroidery; kebaya: cotton lace, crystals and beads
Collection of Stylemart



**Continue your exploration
with these #SGFASHIONNOW
programmes here at the ACM.**

Chinese Knots Online Workshop

2 to 3.30pm

Adults: 17 Jul

Parent-and-child: 18 Sep

\$10 refundable deposit per participant.

Student Curator Guided Tours

7.30 to 8.30pm

Visit the ACM website for available tours.

\$10 refundable deposit per participant.

Conversations

3 to 4pm

13 Aug

*Livestreamed for free on ACM's Facebook
and YouTube pages.*

Shape of You by Baëlf Design

1 to 5pm

2 Oct

\$10 refundable deposit per participant.

**Art to Heart Workshop by Singapore
Association for Mental Health**

2 to 3.30pm

23 Oct, 20 Nov

\$10 refundable deposit per participant.

**For more information visit acm.org.sg.
Programmes may be subject to change.**



Supported By



**National
Heritage
Board**



Major Supporter

**CULTURAL
MATCHING
FUND**

PAIGE PARKER

This trail was developed by the Audience Department © ACM, Singapore 2021.

Design & illustration by Diane Ng Rose.