

OBJECT HUNT




ANIMALS AND NATURE



HOW TO PLAY

1. Take a walk around the museum and find the items listed below. When you see something that matches a description on the card, use your pencil to cross it out.
2. Find four items in a row to complete a line – across, down, or diagonally. After getting four in a row, mark a big smiley face at the bottom of your card. How many rows can you complete?
3. Have fun discovering the beauty of nature in the museum!

Can you find...

 A creature with wings	A tree 	An animal with a tail 	An object with more than one animal on it
 An insect you might find in a garden	A plant with leaves or vines 	An animal that swims 	A mountain 
An object made of stone 	A creature with four legs 	A seascape with boats 	A fruit or vegetable 
A creature with horns 	Something you might find in the sky 	A flower 	An animal with a trunk 

Draw a smiley face for every row you've completed!



REFLECT, SHARE, CREATE!

REFLECT: Take a moment to think about all the objects you've seen during your visit. What was your favourite discovery from today?

SHARE: Talk about it with the person accompanying you.

CREATE: Draw your very own fantastical creature inspired by the animals and nature that you've seen on museum objects! If you need help, use the prompts below to guide you.



- ✦ What features do you want your creature to have? Does it have wings, horns, or a tail?
- ✦ What words would you use to describe your creature and its personality? Is it fierce, friendly, or fun?
- ✦ Where would your creature live? Does it like the mountains, the land, or the sea?