


#SGFASHIONNOW



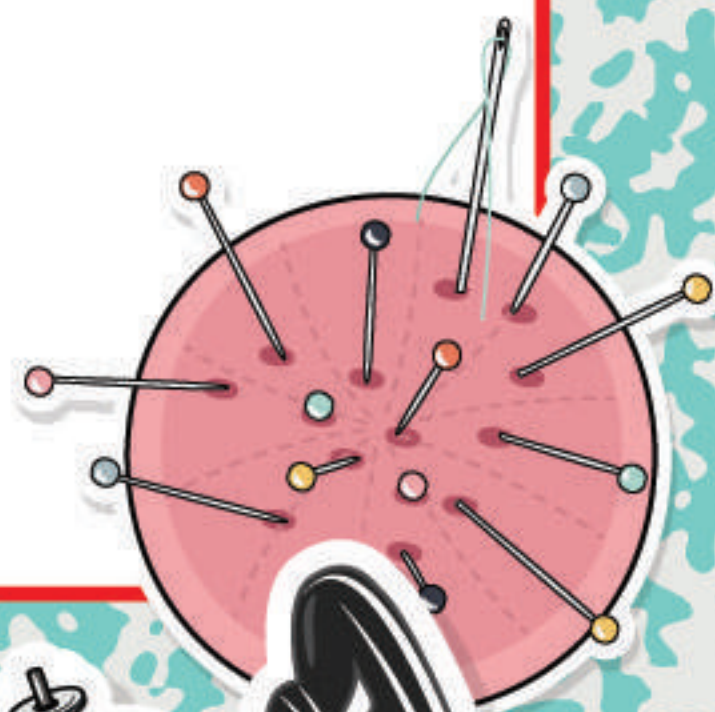

# MY DESIGNER'S NOTEBOOK

This belongs to:

---

---

Suitable for ages 7 and up

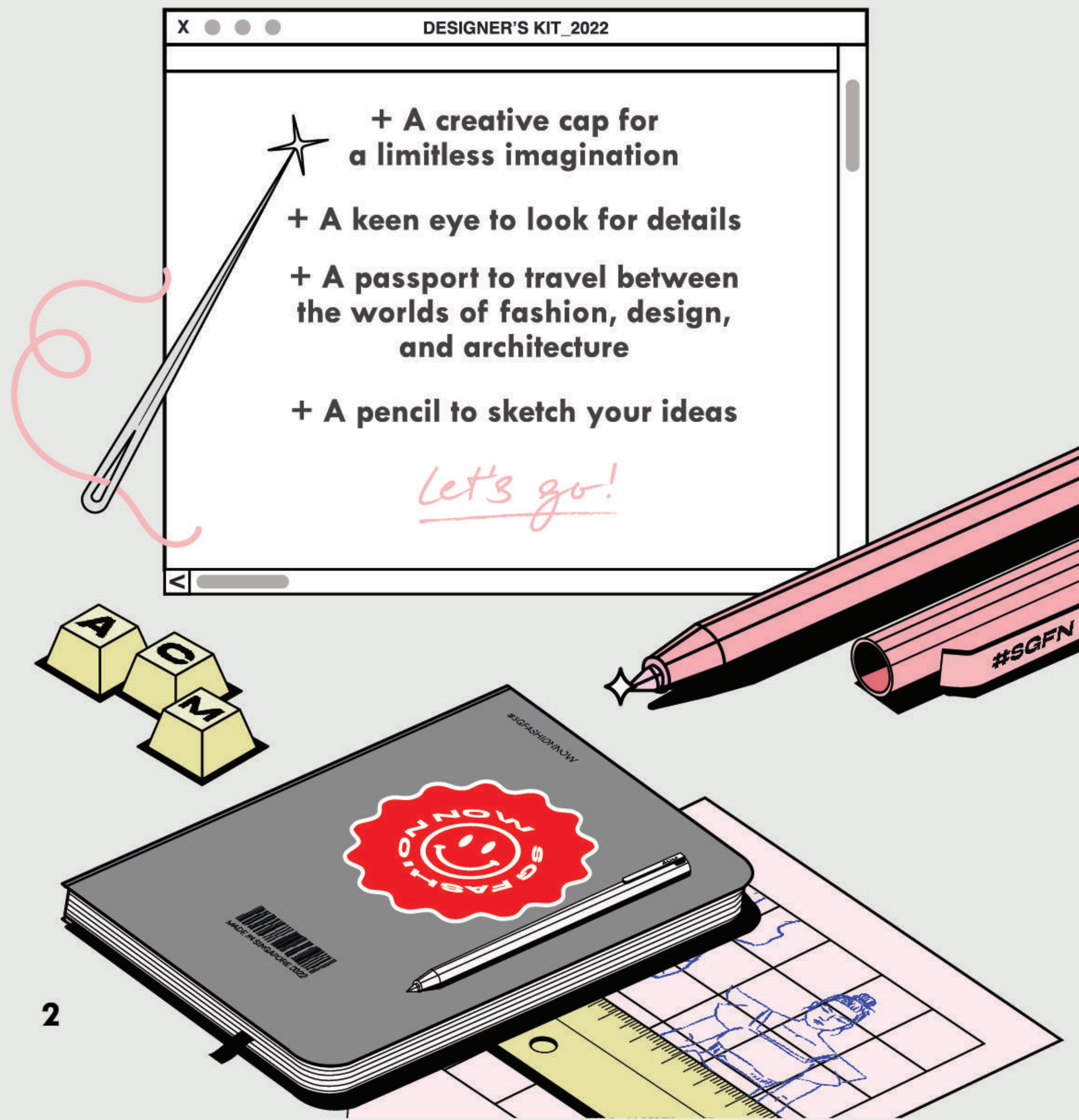




# Welcome to the ACM studio!

Explore the exhibition at the Contemporary Gallery on Level 1 to delve into the world of up and coming Singaporean fashion designers.

Create your own fashion masterpiece with lines, shapes, and stories!



# Meet some of our #SGFN2022 designers!



**Ashley Isham**

As a child, Ashley would watch and help his seamstress mother with her sewing. One of Singapore's most prominent designers, Ashley combines feminine and well-draped cuts in his designs.



**Max Tan**

Max challenges fashion trends and traditions with his innovative and unexpected designs. He explores his Asian heritage through tailoring and draping, and by playing with volume and shape.



**Jon Max Goh**

The winner of Singapore Stories 2021, Jon was inspired by the ACM collection. He explores the themes of technology and Singapore identity with his use of soft textures and fluid fabrics.



**Shawna Wu**

Known for her butterfly knots and hand-weaving techniques, Shawna uses sustainable and upcycled materials in her garments that speak of tradition and intimacy.



**Bryan Yeo**

Bryan approaches fashion design from a deeply personal perspective. He draws from the nostalgia of his past and relationships with family as inspiration for his designs.



**Harry Halim**

Known for their structured silhouettes, prints, and unexpected takes on romanticism, Harry Halim's garments tell stories of life, love, and desires.



**Latika Balachander**

Latika is passionate about creating designs that comment on issues in society. Her design approach is based on distortion and abstraction.



**Lina Osman**

Lina combines her Malay heritage with contemporary designs that balance boldness and softness through clean silhouettes.



**Keng How and Kage Chong**

Brothers Keng How and Kage Chong created biro, their Singapore and Japan based label that focuses on precision tailoring and craftsmanship with a minimalist approach.



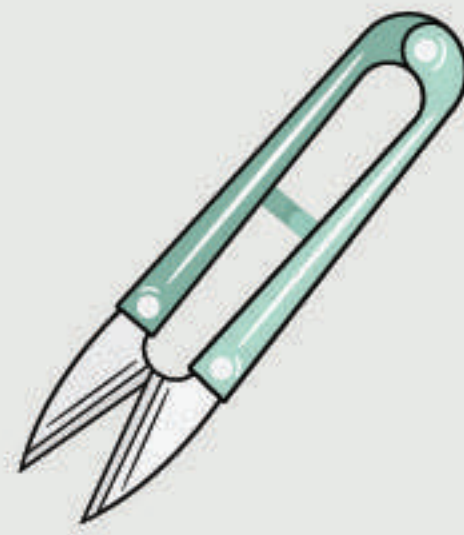
**Thomas Wee**

Thomas Wee is known as Singapore's "King of the Jacket". His style is instantly recognisable through his quality workmanship and cutting edge 3D forms.



# Let's get inspired!

Inspiration can be found all around us.  
Let's take a look at what inspires our designers.



# It's your turn – what inspires you?

Using this guide, sketch or write about the things that inspire you.

Tell us about your family, friends, and even your pets!

Your favourite books / movies / songs:

Something cool or special that happened to you recently:

Your favourite colours and shapes:

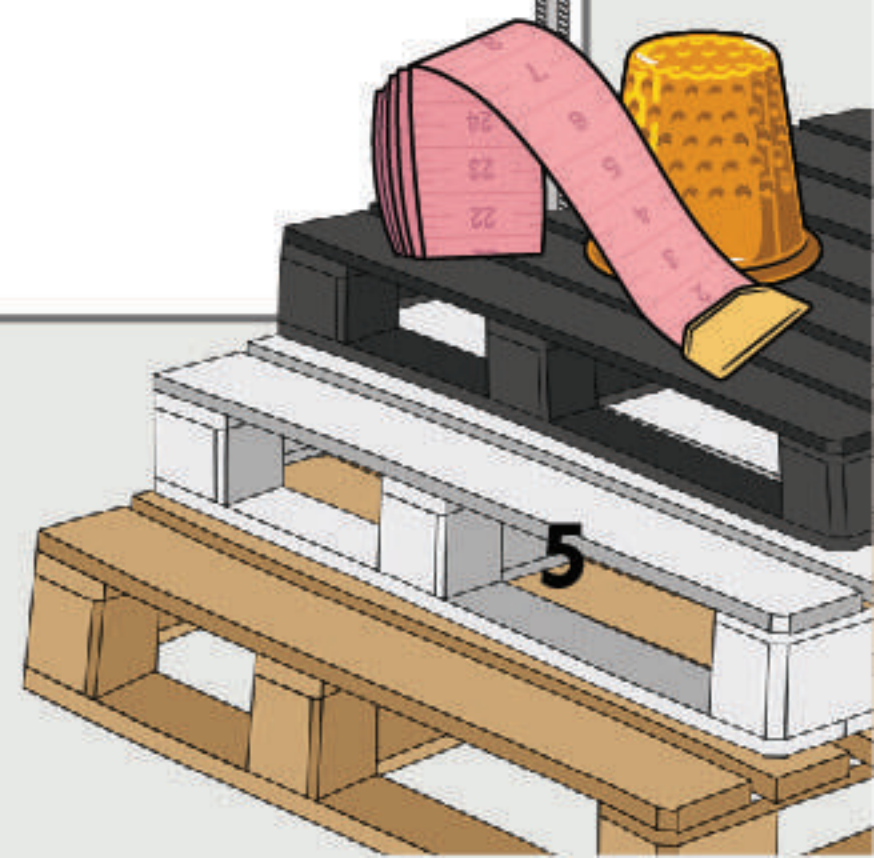
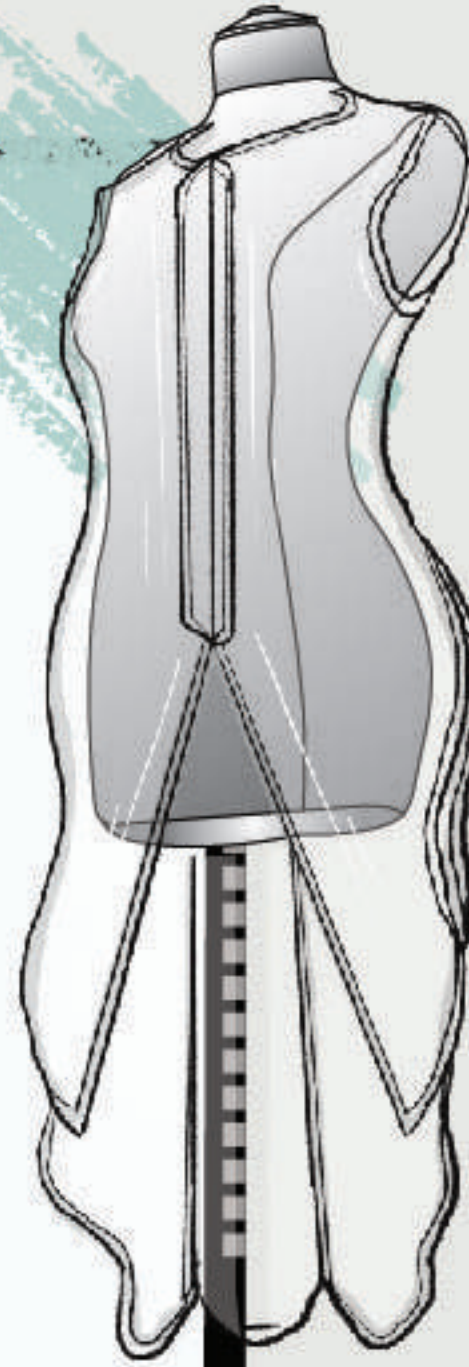
INSPIRATION



This jumpsuit by Max Tan was inspired by the sarong, a Southeast Asian traditional garment.



This ensemble was inspired by designer Harry Halim's personal emotions of love, attraction, and desire. It conveys self-expression with no judgement.






# Special Mission

ACM

#SGFASHIONNOW

Look closely at the next page. Find all the items you need to create your own garment! Can you spot them all?





# First destination: The Studio

Designers use specific patterns, shapes, lines, and techniques to tell stories and evoke emotions.



Designer Shawna Wu uses traditional Chinese butterfly knot techniques. They wish good luck, and are often exchanged between friends and loved ones.



This top is part of a collection by Latika Balachander called Blurred Bodies, inspired by human anatomy. What does the pattern remind you of?



## Spot me at the Textiles Gallery on level 3!

Look closely at the designs on this batik. Do you notice a pattern of feathered wings and tail? They represent Garuda, the vehicle of the Hindu god Vishnu. What other shapes and lines do you see? What do they remind you of?


Kain Panjang  
Java, Yogyakarta, around 1940  
Cotton, natural dyes (soga and indigo)  
2020-00453

# Create your own pattern!

Now that we've seen the different ways garments can be shaped and made, how would you design your dream outfit? Sometimes, designers begin by creating a unique pattern on a fabric. What shapes and lines would you use to design your own pattern?




Use these shapes to help kickstart your own designs. You can combine them to create new shapes too!



What colours would you use?


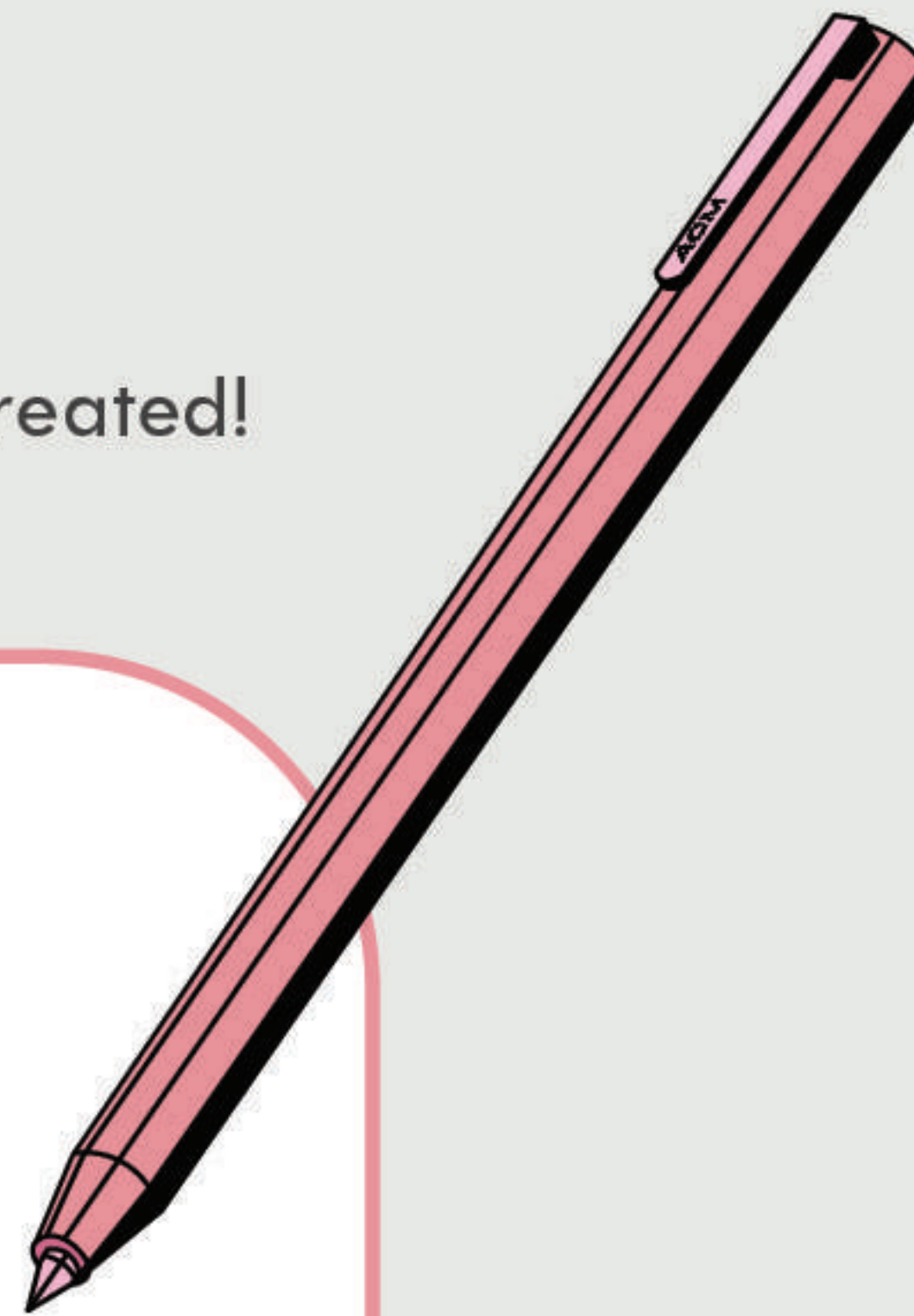
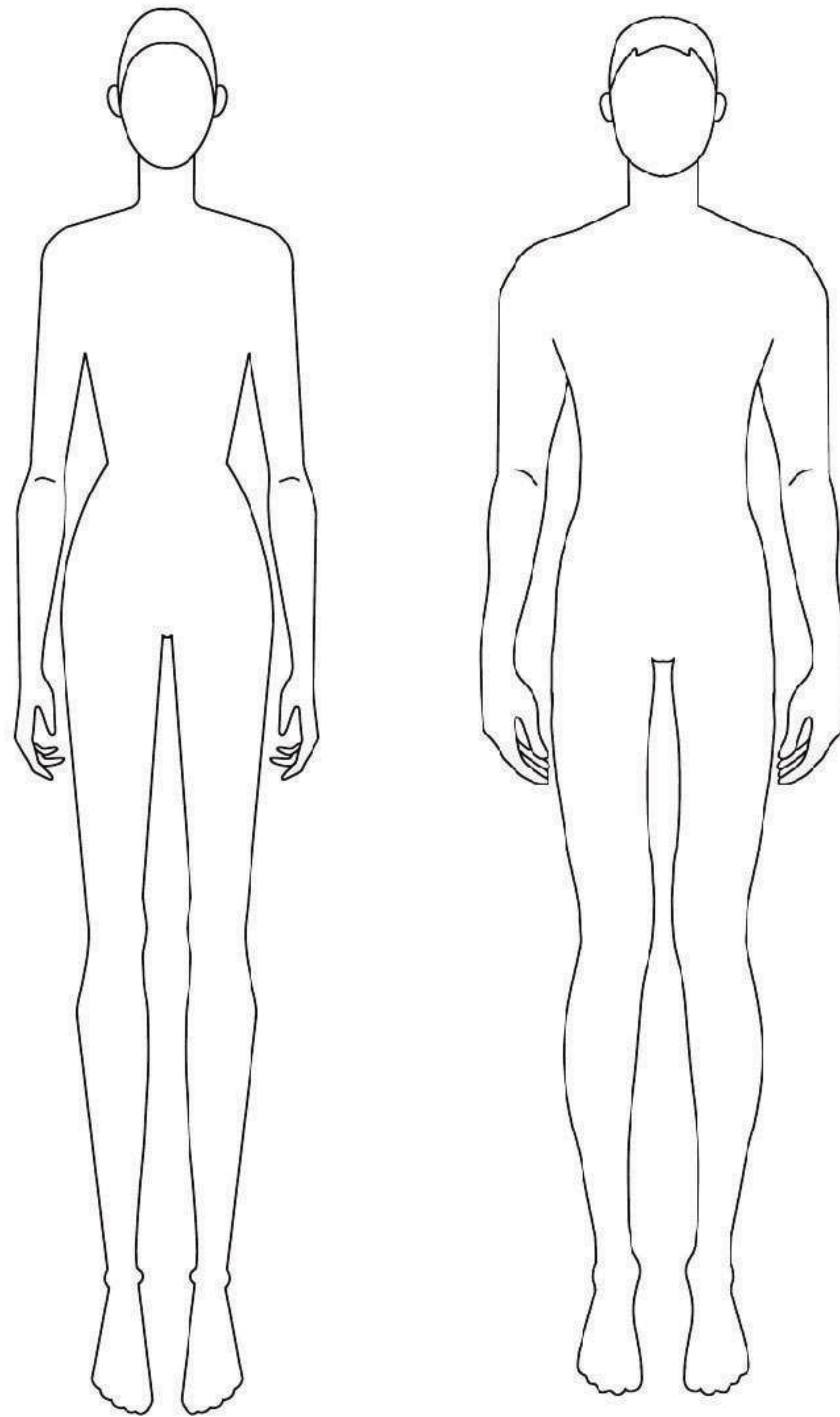
You can start with your favourite colour.





# Bring it to life!

Design your own garments with the pattern you've created!



## Second destination: Accessories

Let's accessorise your outfit!

Accessories with different textures add an interesting touch to your outfits. Some words used to describe textures include smooth, rough, crisp, clingy, soft, and stiff. Try describing each of the accessories below!

GINLEE  
STUDIO




This bag from GINLEE Studio was made from pleats manipulated to give it 3D form.

CLOSET  
CHILDREN




This mask was made by linking small metal rings together to create a mesh called "chainmail". How long do you think this process would take?

JOSHUA  
SUAREZ



This bonnet has two tails at the back. It is worn as a hat with the tails tied under the chin.



What accessory would you add to your outfit? Draw it here.



## Word Search

What techniques can you use to create accessories?  
Can you find all of them below?

Pleating Metalwork Batik  
Upcycling Sewing Illustration

E	S	C	A	T	J	O	T	C	U	I	Z	A	T
P	M	E	T	A	L	W	O	R	K	L	P	S	E
A	X	B	E	R	Y	A	U	T	C	L	I	A	T
I	N	W	H	I	T	E	A	S	E	U	E	I	G
N	Z	E	C	T	E	R	N	A	F	S	B	J	K
T	S	T	O	E	L	D	T	L	R	T	C	B	X
U	P	C	Y	C	L	I	N	G	Y	R	A	X	U
F	N	Q	B	W	N	O	E	X	D	A	F	W	J
P	U	I	S	G	V	N	L	R	G	T	E	S	F
V	E	B	C	K	P	L	P	I	Q	I	H	E	E
A	Z	V	A	W	E	H	M	V	K	O	G	W	L
N	S	A	E	T	G	J	N	R	U	N	S	I	Y
D	Y	L	P	E	I	Q	G	L	T	A	M	N	F
H	P	B	L	P	M	K	I	O	E	T	O	G	N

## Final destination: Your Memory

What are the three things that excited you most today?  
Draw or list them down below.

## Fashion Glossary

Let's recap the different words we have encountered today:

### Abstraction

Using only colours, shapes, or textures to represent real objects or ideas.

### Distortion

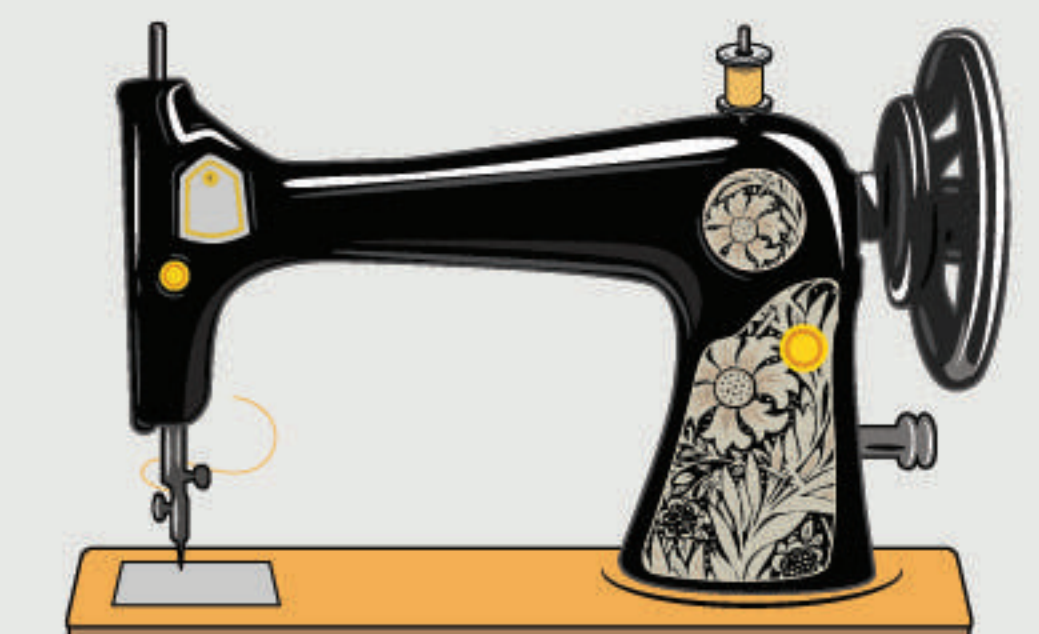
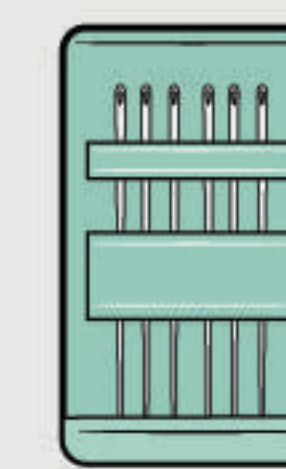
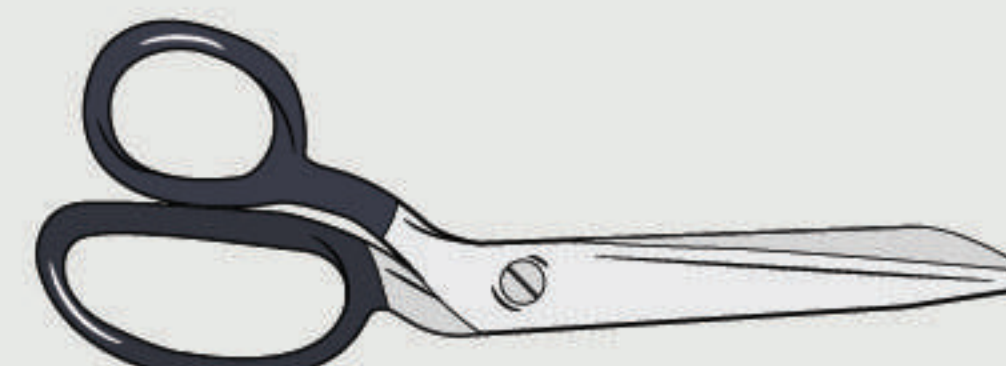
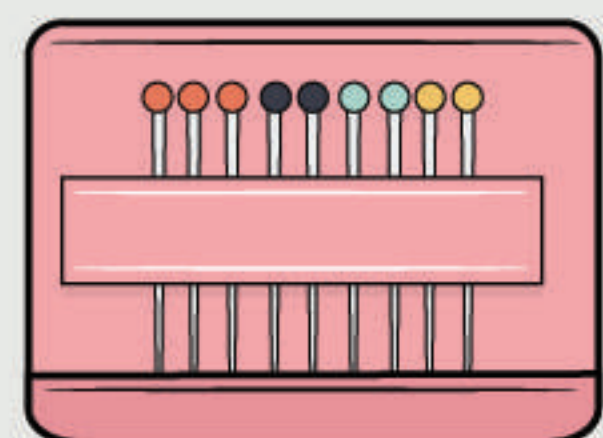
A change from natural or usual shape.

### Experimental

New and innovative style.

### Silhouette

A garment's overall shape or outline.





# Fashion Fever

Continue your journey by paying these studios a visit, or join us at ACM for special programmes!

## Studio Walking Tours

Free. Self-guided. No registration required.

Just for you! These creative studios are open for you to get a sneak peak at what actually happens behind the scenes. Have a chat with the people working, or just say hi!

Participating studios will open their doors to the public on Saturdays, 20 August and 17 September 2022. Please refer to individual opening timings to plan your tour.

### Closet Children

- 📍 closetchildren
- 📍 Kapo Factory, Block A  
80 Playfair Road, #07-06  
Singapore 367998
- 🕒 2–7pm

### Fashion on Display

- 📍 fashionondisplay
- 📍 61 Bukit Batok Crescent  
#04-04D, Singapore 658078
- 🕒 11am–6pm

### FIN Crafted Goods

- 📍 fincraftedgoods
- 📍 Halcyon Building  
39A Jalan Peminpin  
#03-03A, Singapore 577813
- 🕒 11am–3pm

### milieu

- 📍 m.ilieu
- 📍 The Adelphi, 1 Coleman Street  
B1-33, Singapore 179803
- 🕒 2–8pm  
Studio is open on 20 August only.

### Supper House

- 📍 supperhousesg
- 📍 222 Tagore Lane, #04-03  
Singapore 787603
- 🕒 12noon–8pm

### Vetyver

- 📍 studiovetyver
- 📍 35 Sturdee Road  
Singapore 207847
- 🕒 2–9pm

Get a stamp when you visit a studio.  
Collect any 5 stamps to redeem a mystery book or exhibition catalogue at ACM. While supplies last.

Closet  
Children

Fashion  
on  
Display

FIN  
Crafted  
Goods

milieu

Supper  
House

Vetyver



Last stop:  
ACM

## Fashionably Late


Fridays, 19 August, 16 September, 6.30 to 9pm

Join us afterhours at ACM as we explore more facets of fashion. Keep a look out for our student curator tours, fashion swaps, sew interesting workshops, and drop-in activities.

Follow us on [www.acmevents.peatix.com](http://www.acmevents.peatix.com) for the latest updates.







Illustrated by Moon Malek

Jointly developed with Ethan Lai and Sophie Tan,  
from LASALLE College of the Arts, and  
ACM © 2022 Asian Civilisations Museum

Organised by



Supported by



National  
Heritage  
Board



CULTURAL  
MATCHING  
FUND

1 Empress Place Singapore 179555

@ acm\_sg f asiancivilisationsmuseum | [www.nhb.gov.sg/acm](http://www.nhb.gov.sg/acm)