

N S M
National Museum
of Singapore

ABC

Early Learning at the National Museum
Online Resource Kit




Recommended
for ages
1 to 6
years old

Early Learning at the National Museum: ABC Online Resource Kit for Parents

Presented as part of #MuseumFromHome: Get Curious!, 2020

What is this kit about?

Developed together with Wigglepods Pte Ltd, this kit contains four activities based on the ABC Early Learning Resource booklet , for parents to:

- Help your child relate to, better understand, and talk about local artefacts in the museum's collection, while learning more about letters in the alphabet
- Carry out guided music and movement activities with your child at home, and be inspired to come up with more activity ideas
- Have lots of fun with your child!

Children will get to practise language and numeracy skills such as audiation, spelling, reading, singing and matching. With many of the activities incorporating elements of music and movement, children can also hone their motor skills, concentration and creativity.

How do I use this kit?

For each activity, a recommended age group is stated and key early learning concepts such as "audiation" are explained. You may choose to go through selected activities or all of them.

The activities include

- Templates or worksheets that can be printed out and worked on together
- Video and audio clips that the whole family can sing and dance along to!

We recommend that you go through this kit while connected to reliable Wi-Fi at home. Have fun!

Content

1.	Let's s-p-e-l-l !	1
2.	Missing Letters	8
	Answer sheet	10
3.	Hear Ye, Hear Ye!	11
	Answer sheet	14
4.	Then and Now	15

Let's s-p-e-l-l!

I spy with my little eye, a four-letter word that begins with the letter "b"! Spelling is so much fun if we put the words into a song! Flip through the ABC Early Learning Resource booklet to find other four-letter words. Can you help us complete the song with the words you have found?

Recommended Age

5+


Key Concepts

- Language skills: Identification of letters
- Cognitive skills: Working memory, concentration
- Numeracy skills: Counting, one-to-one correspondence
- Musical skills: Audiation (Inner hearing)

A Note for Parents

The use of singing to spell

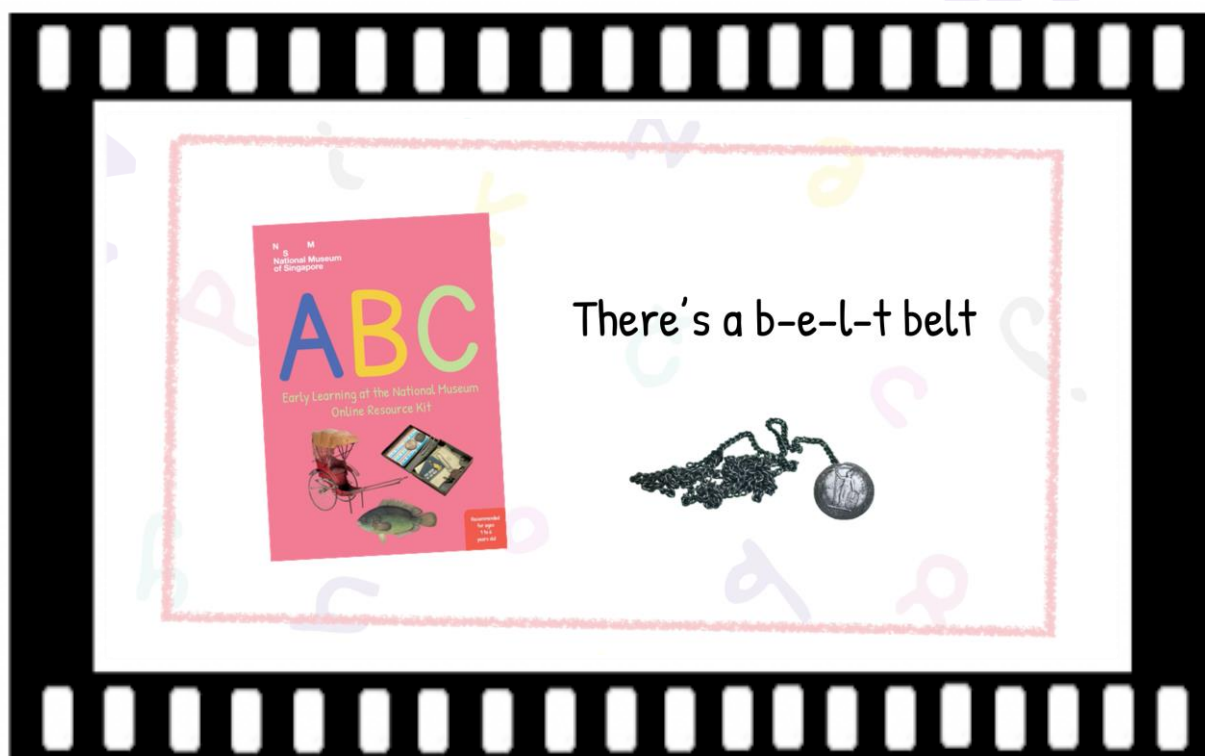
- Aids in developing children's sense of steady beat
- Improves working memory
- Builds confidence and self-esteem



Let's s-p-e-l-l!

Play the video and sing along together!

■◀ *There's a b-e-l-t belt*



Let's s-p-e-l!

Audiation, also known as inner hearing, is the ability to hear music internally even though it is not played. It helps develop children's sense of steady beat, concentration and memory.

In the video "There's a b-e-l-t belt", children are encouraged to continue to sing the silent letters/words in their mind. This is a great exercise to improve children's concentration as it helps them stay focused on the task.

How to play with the

b	e	l	t
---	---	---	---

 cards

1. Cut along the dotted lines of the boxes on page 4.
2. Lay them out in this sequence:

b	e	l	t
---	---	---	---

 .
3. Sing the song "There's a b-e-l-t belt".
4. Challenge each other by turning over one card or a few of the cards. When the cards are turned over, remember not to sing them!

Let's s-p-e-l-l!




b e

l


t




Let's s-p-e-l-l!

Let's create our own song with other four-letter words! Flip through  and help us identify new words we can use in the song by filling in the blanks below.


When you're done, click here to listen to the song,  *I Know How to Spell*

d				
---	--	--	--	--


Let's s-p-e-l-l!

Let's create our own song with other four-letter words! Flip through  and help us identify new words we can use in the song by filling in the blanks below.



When you're done, click here to listen to the song,  *I Know How to Spell*

f				
---	--	--	--	--

Let's s-p-e-l-l!

Let's create our own song with other four-letter words! Flip through  and help us identify new words we can use in the song by filling in the blanks below.

When you're done, click here to listen to the song,  *I Know How to Spell*

				
--	--	--	--	--

Missing Letters

Some letters are missing! We need your help to look for them. Get your pencils ready! Search the ABC Early Learning Resource booklet to find the missing letters and fill them in the crossword puzzle!

Recommended Age

4+


Key Concepts

- Literacy skills: Identification of letters, awareness of print
- Numeracy skills: Matching, one-to-one correspondence
- Fine motor skills: Use of writing materials
- Cognitive skills: Problem solving

A Note for Parents

Crossword puzzles






- Build problem-solving skills
- Hone memory skills
- Aid in focusing skills
- Improve observation skills



Missing Letters

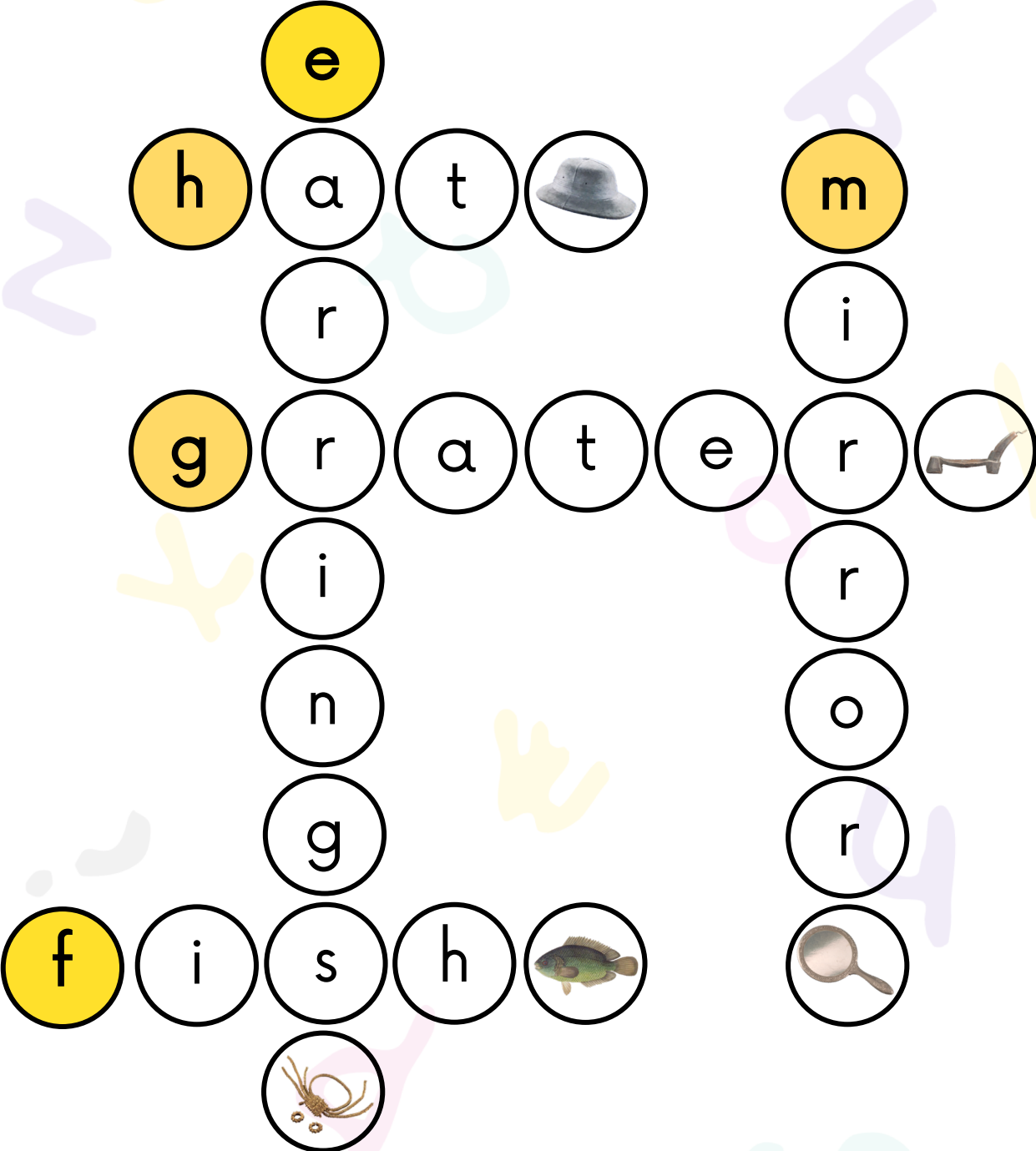
Flip through the  and fill in the missing letters!

A crossword puzzle grid with letters and images:

- Top row: **e** (yellow circle)
- Row 2: **h** (yellow circle), empty circle, empty circle,  (hat), **m** (yellow circle)
- Row 3: empty circle
- Row 4: **g** (yellow circle), empty circle, empty circle, empty circle, empty circle, empty circle,  (saw)
- Row 5: empty circle
- Row 6: empty circle
- Row 7: empty circle
- Row 8: **f** (yellow circle), empty circle, empty circle, empty circle,  (fish), empty circle,  (magnifying glass)
- Bottom row: empty circle,  (spider)

Missing Letters

Answer Sheet



Hear Ye, Hear Ye!

"Tick tock, tick tock..." What is making that sound? Is it a jug? A watch? Or is it a camera? Get ready your listening ears, play the audio clips and circle the items that you think might be making that sound.

Recommended Age

4+

Key Concepts

- Language skills: Listening
- Cognitive skills: Attention, problem solving, sound-object association
- Musical element: Timbre (tonal quality)

A Note for Parents

Active listening skills

- Develop a discerning ear for sounds from being exposed to various tonal qualities. This in turn aids in phonemic awareness in children.
- Help children to process and make sense of the information received.



Hear Ye, Hear Ye!

Play the audio clip and circle the item that makes that sound!

 Item #1



abacus



jug



television

 Item #2



lamp



camera



yearbook

Hear Ye, Hear Ye!

Play the audio clip and circle the item that makes that sound!

 Item #3



iron



vinyl record



watch

 Item #4



yearbook



television



camera

Hear Ye, Hear Ye!

Answer Sheet

Item #1



abacus

Item #2



camera

Item #3



watch

Item #4



yearbook

Then and Now

Let's look at the artefacts from the museum that are featured in the ABC Early Learning Resource booklet. The pillow and belt look so different from the ones we have now. Draw and compare some of these items!

Recommended Age

4+


Key Concepts

- Language skills: Vocabulary building
- Cognitive skills: Compare and contrast
- Fine motor skills: Use of writing materials

A Note for Parents

Compare and contrast activities

- Develop cognitive skills in children as they find ways to organise the information by noting the differences and similarities in items
- Build critical-thinking skills
- Improve observation skills



Then and Now

Look at the following artefacts that can be found in the museum. What do they look like now? Look around you and draw them in the boxes below!

Then



belt

Now



pillow



Then and Now

Look at the following artefacts that can be found in the museum. What do they look like now? Look around you and draw them in the boxes below!

Then



earrings

Now



hat



Then and Now

Look at the following artefacts that can be found in the museum. What do they look like now? Look around you and draw them in the boxes below!

Then



mirror

Now



desk



Unless otherwise indicated, all artefact images belong to the Collection of the National Museum of Singapore, National Heritage Board. The Museum reserves the rights to make changes to the content without prior notice. All rights reserved. Materials in this kit may not be reproduced in part or in whole without written consent of the Museum. © Copyright 2020.