

N S M
National Museum
of Singapore

COLOURS

Early Learning at the National Museum
Online Resource Kit




Recommended
for ages
1 to 6
years old

Early Learning at the National Museum: Colours Online Resource Kit for Parents

Presented as part of #MuseumFromHome: Get Curious!, 2020

What is this kit about?

Developed together with Wigglepods Pte Ltd, this kit contains five activities based on the Colours Early Learning Resource booklet  , for parents to:

- Help your child relate to, better understand, and talk about local artefacts in the museum's collection, while learning more about colours
- Carry out guided music and movement activities with your child at home, and be inspired to come up with more activity ideas
- Have lots of fun with your child!

Children will get to practise language and numeracy skills such as print awareness, spelling, singing and patterning. With many of the activities incorporating elements of music and movement, children can also hone their motor skills, body awareness, concentration and creativity.

How do I use this kit?

For each activity, a recommended age group is stated and key early learning concepts such as "rhythmic beat" are explained. You may choose to go through selected activities or all of them.

The activities include

- Templates or worksheets that can be printed out and worked on together
- Video and audio clips that the whole family can sing and dance along to!

We recommend that you go through this kit while connected to reliable Wi-Fi at home. Have fun!

Content

1.	Let's Match	1
2.	The Colours Song	6
3.	What Comes Next?	8
	Answer sheet	11
4.	Colours Everywhere	13
5.	Spot the Difference	19
	Answer sheet	22

Let's Match

We need your help. Get your pencils ready! Can you match the artefacts to their main colour?

Recommended Age

3+


Key Concepts

- Numeracy skills: Matching, identification
- Fine motor skills: Finger dexterity, use of writing materials
- Cognitive skills: Eye-hand coordination, focusing, visual perception, problem solving

A Note for Parents





Dot-to-dot activities

- Improve handwriting skills
- Promote midline crossing
- Develop visual fixation (maintaining a steady gaze on a target) ability
- Promote control of the hand and fingers






Let's Match

Draw a line to match the artefacts to their colours!



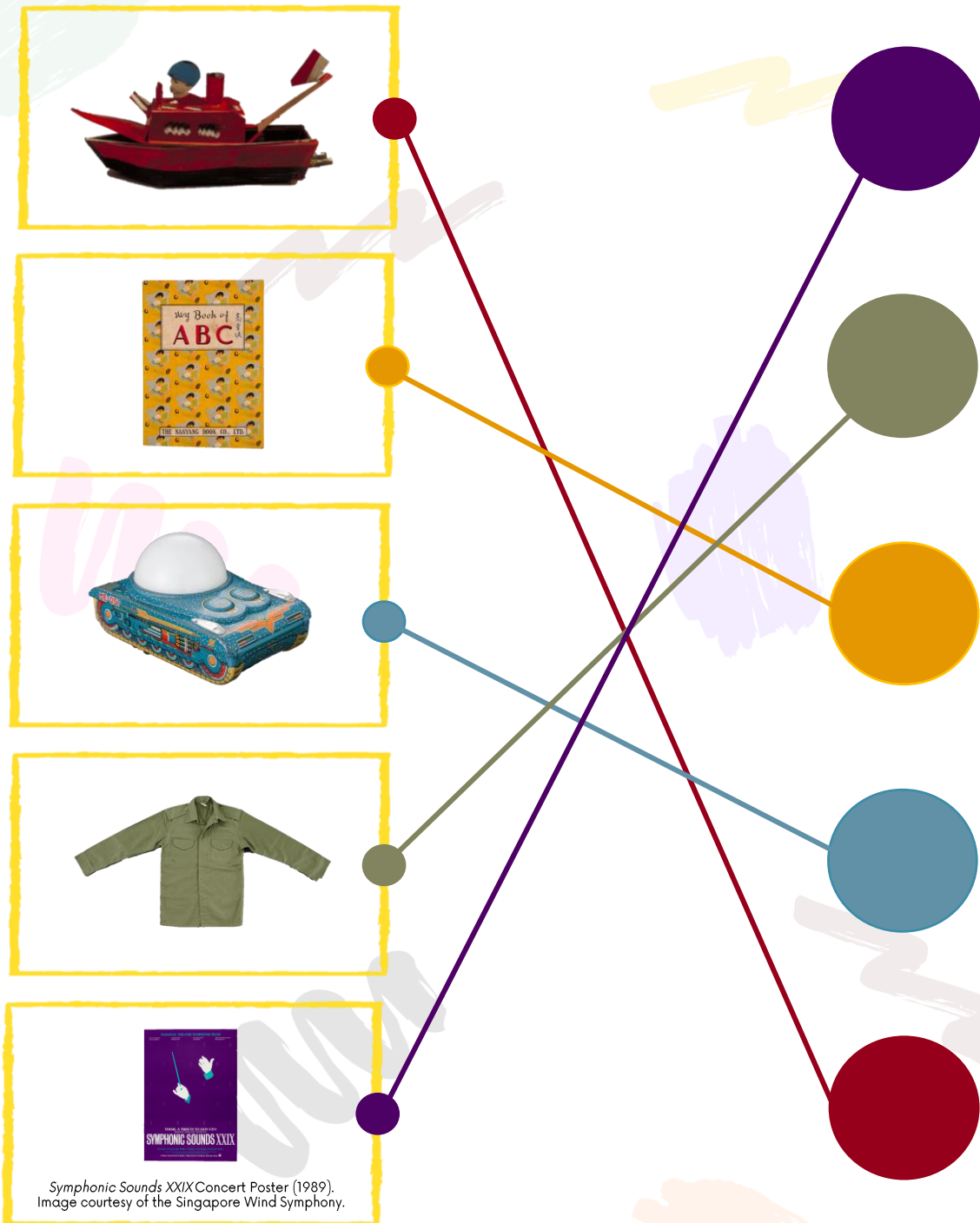
Let's Match

Draw a line to match the artefacts to their colours!



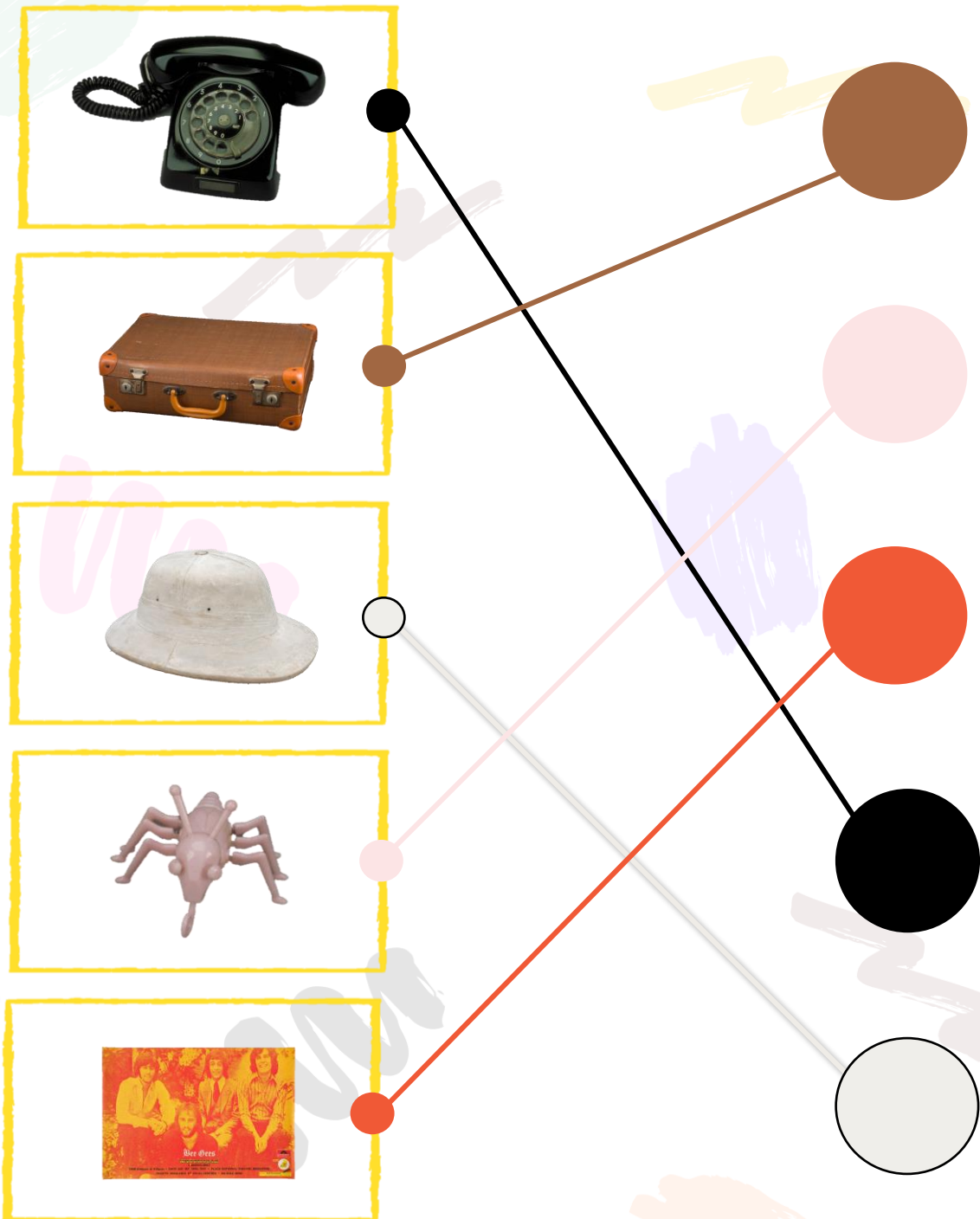
Let's Match

Answer Sheet



Let's Match

Answer Sheet



The Colours Song

"R-e-d" spells red. Learning to spell is so much fun when we put the words into a song! Sing along with us in the video as we learn to spell more names of colours together!

Recommended Age

4+


Key Concepts

- Numeracy skills: One-to-one correspondence
- Language skills: Identification of letters, print awareness
- Cognitive skills: Visual Imaging, working memory, concentration

A Note for Parents

Learning to spell

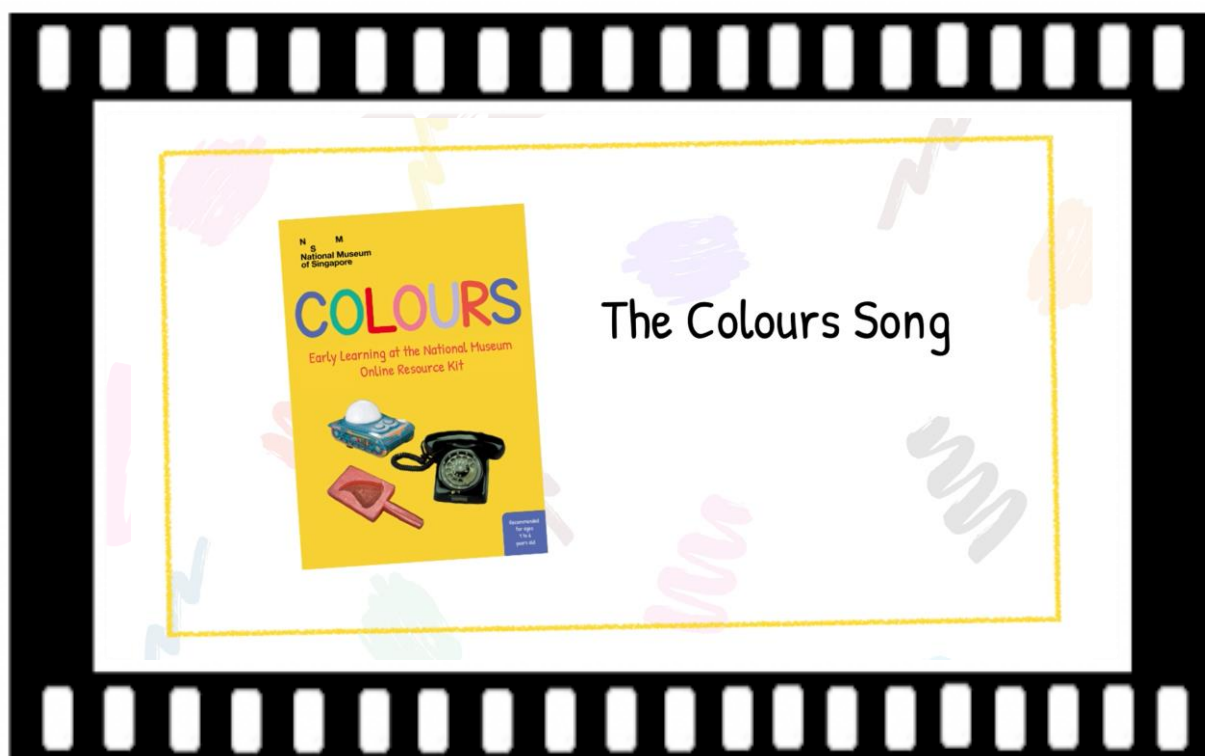
- Supports reading
- Promotes understanding of the connection between letters and sounds



The Colours Song

Play the video and sing along together!

▶ The Colours Song



What Comes Next?

There are lots of patterns that can be found in the museum!
Let's use our thinking skills to figure out which artefacts
come next in a series of patterns.

Recommended Age

3+


Key Concepts

- Numeracy skills: Patterning, ordering, sequencing
- Cognitive skills: Observation, problem-solving, prediction, critical thinking
- Musical skills: Steady beat

A Note to Parents

Patterning activities

- Help in the understanding of relationships
- Promote spatial-temporal reasoning
- Develop the ability to form generalisations



What Comes Next?

Look at the pattern in each row. Circle the artefact that continues the pattern.

Pattern 1



Pattern 2



What Comes Next?

Look at the pattern in each row. Circle the artefact that continues the pattern.

Pattern 3



Kodak film container. Image used with permission from Eastman Kodak Company.



Pattern 4




What Comes Next?

Answer Sheet

Pattern 1



Pattern 2



What Comes Next?

Answer Sheet

Pattern 3



Kodak film container. Image used with permission from Eastman Kodak Company.



Pattern 4



Colours Everywhere

There are many different colourful artefacts in the Colours Early Learning Resource booklet. Did you know that we can create our own rhythmic pattern using the names of these artefacts? Let's pick a few to put into a song and create some simple rhythms with their names!

Recommended Age

4+


Key Concepts

- Numeracy skills: Patterning, one-to-one correspondence
- Cognitive skills: Working memory, problem solving, eye-hand coordination
- Musical skills: Rhythmic beat, steady beat
- Language skills: Listening, vocabulary

A Note for Parents

Rhythmic beat activities

- Develop spatial awareness
- Engage sensory and motor systems
- Support language development



Colours Everywhere


Rhythmic beat for young children refers to the syllables in the words.

Hat = 1 syllable = 1 clap

Wind-up toy = 3 syllables = 3 claps

How to play:

1. Follow the dotted lines to cut out the artefact cards on pages 15 to 18.
2. Play the song 🎧 *Colours Everywhere*.
3. Listen to the rhythmic pattern of the artefact names featured in the song.
4. Lay out the artefact cards according to the pattern in the song.

Extension: You can create your own pattern by rearranging the artefact cards, or look into  and try singing the song using other colours and artefacts!



Colours Everywhere



can-dles



can-dles



hat



hat

Colours Everywhere



comb



comb



school
bag



school
bag


Colours Everywhere




wind-up
toy



wind-up
toy



book



book

Colours Everywhere



cheong-
sam



cheong-
sam



toy



toy

Spot the Difference

Do you have an eagle eye? Have fun spotting the difference in these pairs of pictures featuring artefacts from the museum!

Recommended Age

3+

Key Concepts

- Cognitive skills: Problem solving, observation, logical thinking, concentration
- Visual skills: Visual perception, visual search
- Language skills: Vocabulary

A Note to Parents

"Spot the Difference" activities

- Develop patience
- Sharpen observational skills
- Improve level of attentiveness



Spot the Difference

Spot two differences between the pictures and circle them.



Spot the Difference

Spot three differences between the pictures and circle them.



Spot the Difference

Answer Sheet



Spot the Difference

Answer Sheet



All reasonable efforts have been made to contact the copyright owners of the images reproduced in this booklet. Should there be any omissions, we invite copyright owners to reach out to the National Museum of Singapore. Unless otherwise indicated, all artefact images belong to the Collection of the National Museum of Singapore, National Heritage Board. The Museum reserves the rights to make changes to the content without prior notice. All rights reserved. Materials in this kit may not be reproduced in part or in whole without written consent of the Museum. © Copyright 2020.