

## Details on alternative entrances to the National Museum of Singapore and carpark closure

The museum's main Rotunda entrance will be closed from Monday, 26 February 2024 for the commencement of restoration and upgrading works at its monument building. Visitors can enter via the convenient access points listed below. All entrances, except for the one at Level 3, are wheelchair accessible. Visitors can approach our visitor services staff or visit our website for the latest information.

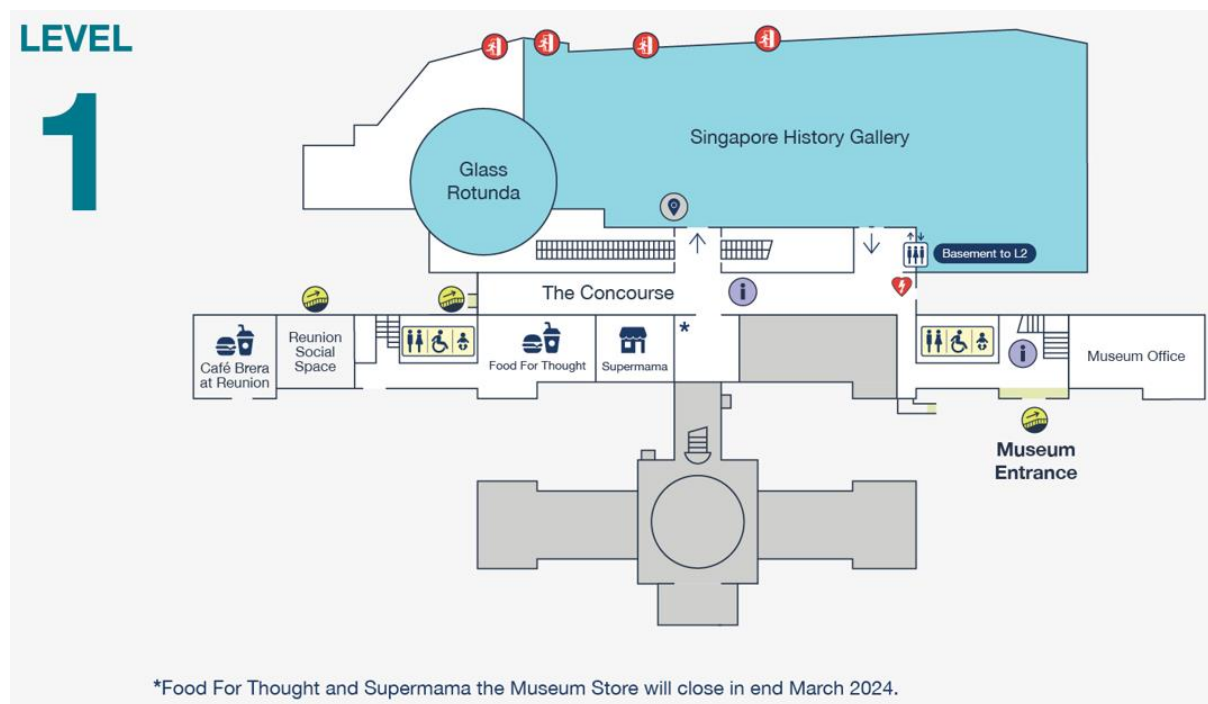
### Museum Opening hours: 10am – 7pm / 9am – 7pm (on Quiet Mornings)



#### Permanent Exhibition\*

Learn more about stories in Singapore in these galleries.

*\*All galleries are high sensory areas, with more people, multimedia, loud sounds and/or dim lighting.*



### Level 1 | Museum Office Building

Main alternative entrance

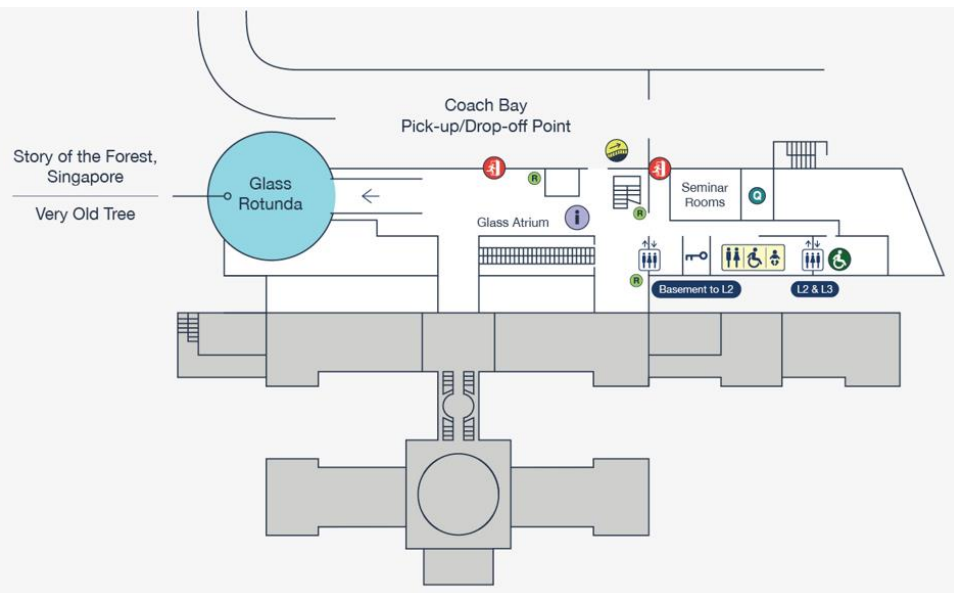
This entrance leads directly to the ticketing kiosks.

### Level 1 | Reunion Social Space

Alternative entrance for visitors heading to Reunion Social Space and Café Brera at Reunion.

## LEVEL

# 2

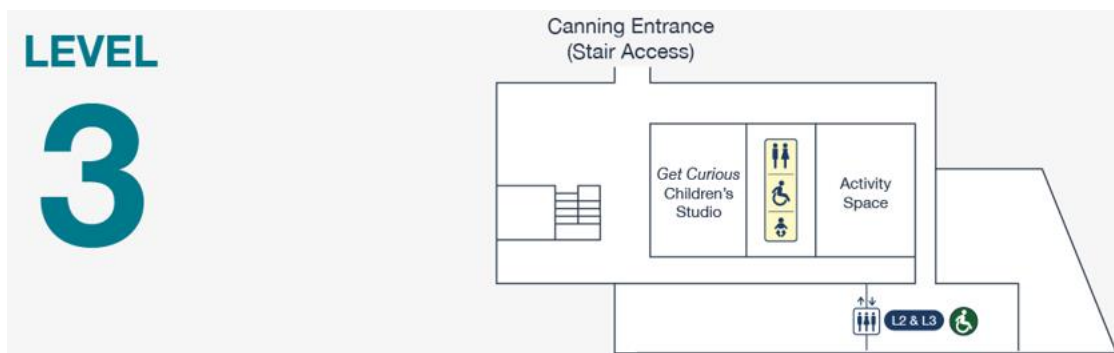


### Level 2 | Coach Bay

Designated pick-up and drop-off point for all pick-ups including private hire cars. All vehicle pick-ups and drop-offs, including private hire cars, will be directed to the Level 2 Coach Bay to ease visitor and vehicular congestion at the Museum Office building.

## LEVEL

# 3



### Level 3

Alternative entrance that serves visitors entering the National Museum from Canning Walk at Fort Canning Park and the public carpark at Fort Canning.

### **Closure of public carpark at National Museum**

The National Museum's front car park will be **closed to public** to facilitate the restoration and upgrading works. Visitors can still drive in and drop off passengers at the Museum Office building but will need to park their vehicles at Fort Canning Park or other carparks in the vicinity.