

THE RIVER EXPLORERS

A self-guided artefact hunt activity for
Once Upon a Tide: Singapore's Journey from Settlement to Global City




Suitable for ages 4 – 6



Estimated duration: 45 minutes

INSTRUCTIONS

1. Educators can use this guide to facilitate a hunt activity with your students.
2. There are 5 sections (“chapters”) in this exhibition and students will be invited to hunt for 1 key artefact per chapter. Look out for this icon  in the guide.
3. Use page 2 to help you explain what the exhibition is about.
4. Use pages 3 – 7 to explore each chapter of the exhibition with your students.
5. Upon completing the hunt, students will receive a Milo drink, courtesy of Milo, while stocks last.





About the *Once Upon a Tide* Exhibition

- As Singapore celebrates 60 years of being a nation this year, we are going on an exciting journey to discover how our little island made friends all around the world!
- The Singapore River will be our special guide, showing us how ships brought different people, interesting things and new ideas to our shores.
- In this exhibition, you will get to:

1


Learn about people who came from far away places to trade and live in Singapore.

2

Discover how the Singapore River connects Singapore with the world around us.

3

Find out how people in Singapore have helped to build Singapore and make us known to the world.



CHAPTER 1: ALWAYS ON THE MAP

Start



Walk through the waves projection

In this section, you will see many old maps on display.


Created by early explorers from faraway places, these maps show that Singapore was already a well-known and important meeting and trading point long ago.

Did you know?

A **map** is a drawing that shows us where things and places are. It can feature cities, hills, rivers, seas and more.



Can you spot the words that are lighted up in blue on the wall?



The words in blue are names that Singapore has been known by since 1819. Those in white are even older names of Singapore that can be found on maps displayed here.

CHAPTER 2: THE RIVER ROAD



In this section, you will explore how the Singapore River helped us grow from a little island to the big and modern city we are today.

Can you spot the boat with a painted “eye” and a red “head”?

This is a Siamese junk, which could have carried goods or people from Siam (known today as Thailand).

The painting also shows many other types of boats from different countries coming to Singapore harbour to trade.

Did you know?

Trade is the buying and selling of goods (which people grow or make). Trade allows people to get items that they do not have in their home country.



Bonus Activity!

Explore the scent and touch table to discover some items that were traded in the past!

CHAPTER 3: EXPANDING HORIZONS



From Chapter 2, The River Road, turn left into a blue room with squares on the floor.

In this section, you will learn how Singapore came up with ideas to build our city even though our island is small in size.

Find the largest painting in this room.

This painting by Singaporean artist Lai Kui Fang shows the city centre surrounding the Singapore River in 1976.

Spot the strip of pale yellow sand in the background of this painting.

This strip of sand was part of the land reclamation works for today's Marina Bay.

Did you know?

Land reclamation is a process to create new land by filling up water bodies such as seas and rivers with sand, rocks or cement.



Land reclamation helps Singapore to grow bigger by creating new land for our use.

CHAPTER 4: FLOWS OF PEOPLE

Now, enter the room that is opposite the orange steps.

In this section, you will get to meet some people – both in the past and present – who have helped to build Singapore and make it a special home for all of us.

Look for a mannequin with a baby on her back.

In the past, many female domestic workers in Singapore were *amahs* from Guangdong province, China. They were commonly employed by rich families to take care of the house and children.

They are similar to our present-day domestic helpers who work for families in Singapore.



Now, look for a wall that has 10 framed photos.



These photos show some of the present-day migrants who help to build Singapore.

Do you know someone who came from another country to work in Singapore?

Head back to the orange steps and turn left to continue exploring the rest of the exhibition.

CHAPTER 5: MAKING WAVES

In this final section, you will meet some Singaporeans who have used their talents and skills to make our country known around the world.



Can you find a ball on display?

This bowling ball belongs to Shayna Ng, a Singaporean bowler who won Singapore's first gold medal at the World Bowling Women's Championships in Abu Dhabi in 2015.

This section also highlights some of our other athletes and artists who worked hard at being good in what they do to represent Singapore on the world stage.

What would you like to do to make Singapore proud?

