

OBJECT HUNT













SHAPES, COLOURS, AND TEXTURES



HOW TO PLAY

1. Take a walk around the museum and find the items listed below. When you see something that matches a description on the card, use your pencil to cross it out.
2. Find four items in a row to complete a line – across, down, or diagonally. When you get four in a row, mark a big smiley face at the bottom of your card. How many rows can you complete?
3. Have fun discovering amazing details on objects in the museum!

Can you find...

 An object made of gold	 An object with flowers	 Something carved out of wood	An object that looks smooth
An object with only one colour on it	 An object with wavy lines 	 An object that is round	An object with pink, yellow, and blue on it
An object that looks rough	An object with repeated patterns 	 An object made of porcelain	 Something shiny
An object with more than three colours on it	An object made with beads 	An objects with straight lines 	An object with intricate details 

Draw a smiley face for every row you've completed!




REFLECT, SHARE, CREATE!

REFLECT: Take a moment to think about all the objects you've seen during your visit. What was your favourite discovery from today?

SHARE: Talk about it with the person accompanying you.

CREATE: Decorate this kamcheng with some of the shapes, colours, and textures that you've seen at the museum. If you need help, use the prompts below to guide you.



- * What colours do you want to include on your kamcheng?
- * What shapes or patterns around the museum stood out to you?
- * What would you store in your kamcheng?